

Local Market Update – May 2016

A RESEARCH TOOL PROVIDED BY THE COLUMBUS REALTORS®
BASED ON RESIDENTIAL LISTING DATA ONLY



Gahanna (Corp.)

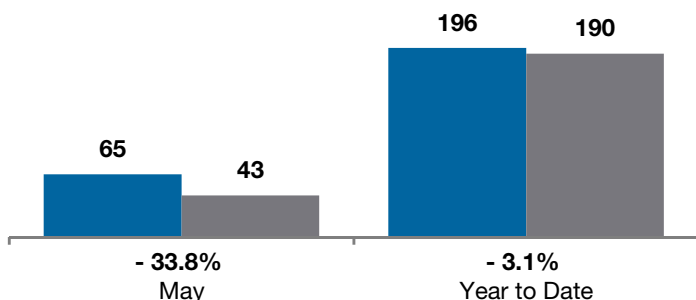
Franklin County

	May			Year to Date		
	2015	2016	+ / -	2015	2016	+ / -
Closed Sales	65	43	- 33.8%	196	190	- 3.1%
In Contracts	--	72	--	--	242	--
Average Sales Price	\$207,482	\$245,834	+ 18.5%	\$196,509	\$215,776	+ 9.8%
Median Sales Price**	\$197,000	\$215,000	+ 9.1%	\$178,500	\$197,500	+ 10.6%
Average Price per Square Foot**	\$107.85	\$117.04	+ 8.5%	\$101.91	\$109.73	+ 7.7%
Percent of Original List Price Received**	96.9%	99.1%	+ 2.3%	95.6%	96.4%	+ 0.8%
Percent of Last List Price Received**	98.4%	99.6%	+ 1.2%	97.7%	97.8%	+ 0.1%
Days on Market Until Sale	29	29	0.0%	42	39	- 7.1%
New Listings	76	72	- 5.3%	280	238	- 15.0%
Median List Price of New Listings	\$226,000	\$208,950	- 7.5%	\$214,950	\$209,900	- 2.3%
Median List Price at Time of Sale	\$199,900	\$209,900	+ 5.0%	\$180,700	\$196,400	+ 8.7%
Inventory of Homes for Sale	--	48	--	--	--	--
Months Supply of Inventory	--	1.0	--	--	--	--

** Does not account for seller concessions.

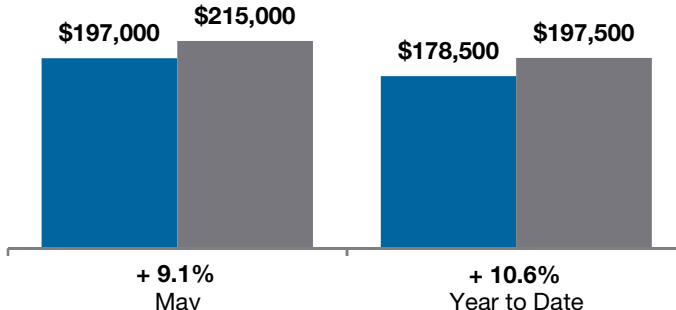
Closed Sales

■ 2015 ■ 2016



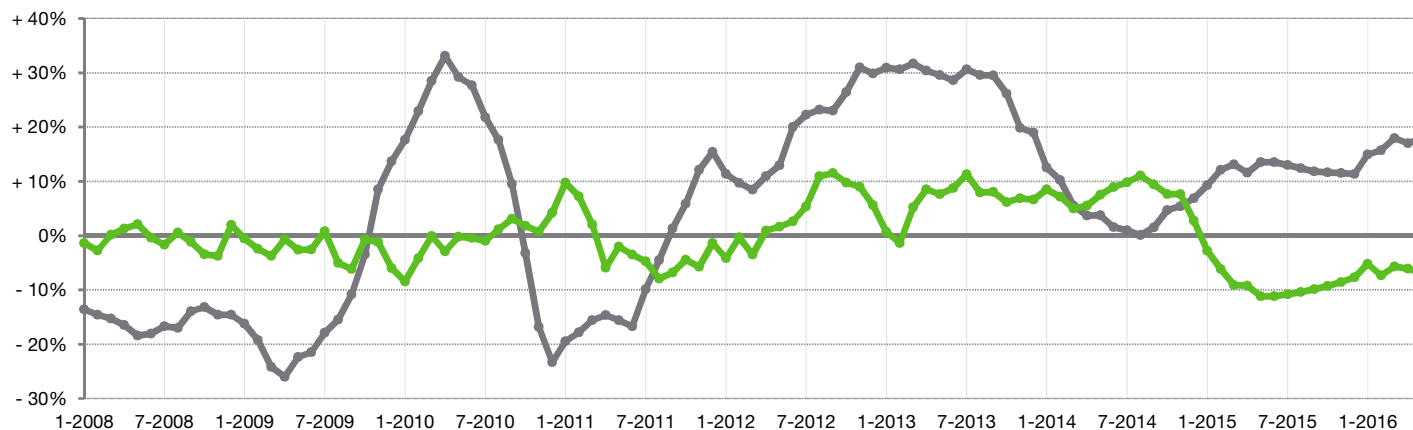
Median Sales Price

■ 2015 ■ 2016



Change in Median Sales Price from Prior Year (6-Month Average)†

All MLS — Gahanna (Corp.) —



† Each dot represents the change in median sales price from the prior year using a 6-month weighted average. This means that each of the 6 months used in a dot are proportioned according to their share of sales during that period. | Current as of June 12, 2016. All data from Columbus REALTORS® Multiple Listing Service (MLS). | Report © 2016 ShowingTime. | Page 1 of 2

Local Market Update – May 2016

A RESEARCH TOOL PROVIDED BY THE COLUMBUS REALTORS®
BASED ON RESIDENTIAL LISTING DATA ONLY

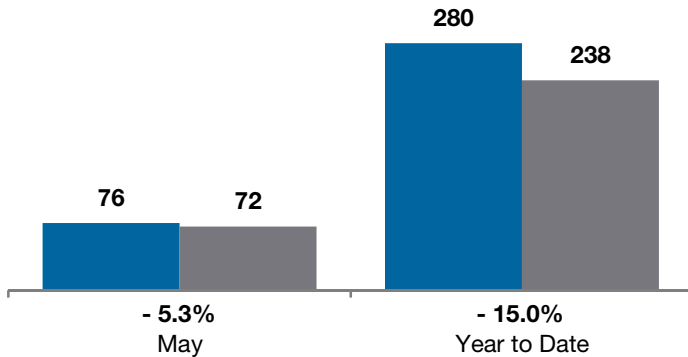


Gahanna (Corp.)

Franklin County

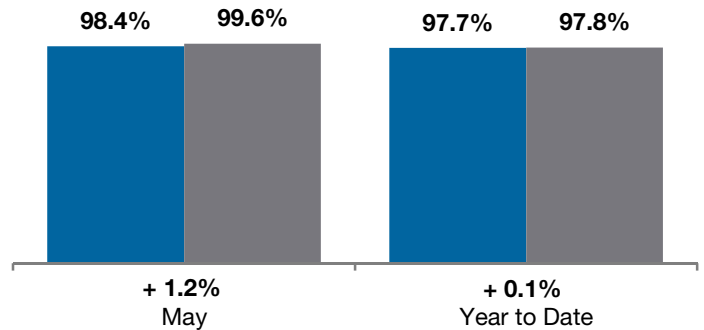
New Listings

■ 2015 ■ 2016



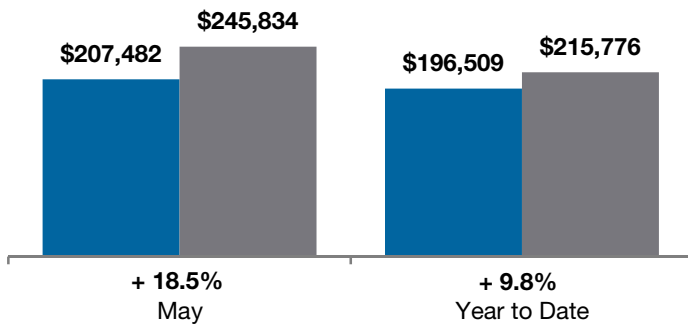
Pct of Last List Price Received

■ 2015 ■ 2016



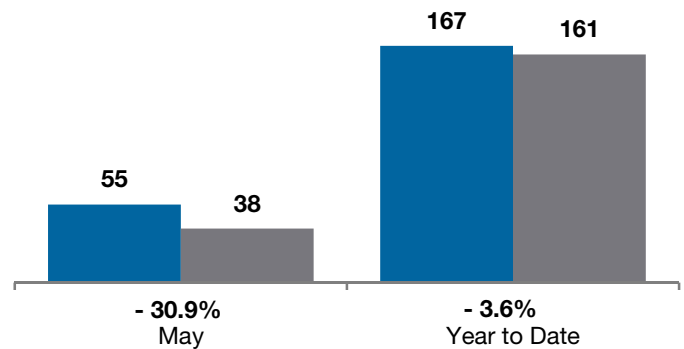
Average Sales Price

■ 2015 ■ 2016



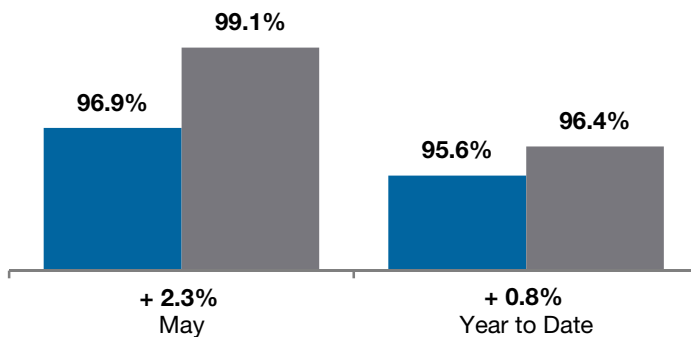
Single Family Sales

■ 2015 ■ 2016



Pct. of Orig. List Price Received

■ 2015 ■ 2016



Condo Sales

■ 2015 ■ 2016

