

Local Market Update – May 2016

A RESEARCH TOOL PROVIDED BY THE COLUMBUS REALTORS®
BASED ON RESIDENTIAL LISTING DATA ONLY



Gahanna Jefferson City School District

Franklin County

May

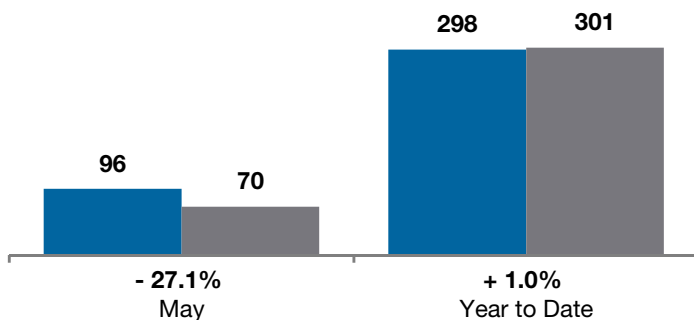
Year to Date

	2015	2016	+ / -	2015	2016	+ / -
Closed Sales	96	70	- 27.1%	298	301	+ 1.0%
In Contracts	--	113	--	--	382	--
Average Sales Price	\$226,448	\$262,499	+ 15.9%	\$217,853	\$242,176	+ 11.2%
Median Sales Price**	\$214,950	\$215,750	+ 0.4%	\$200,000	\$200,000	0.0%
Average Price per Square Foot**	\$109.89	\$116.92	+ 6.4%	\$104.36	\$111.87	+ 7.2%
Percent of Original List Price Received**	97.2%	98.3%	+ 1.1%	96.1%	96.0%	- 0.1%
Percent of Last List Price Received**	98.6%	99.0%	+ 0.4%	97.9%	97.7%	- 0.2%
Days on Market Until Sale	27	35	+ 29.6%	47	45	- 4.3%
New Listings	104	112	+ 7.7%	429	397	- 7.5%
Median List Price of New Listings	\$229,900	\$248,950	+ 8.3%	\$219,900	\$222,450	+ 1.2%
Median List Price at Time of Sale	\$214,950	\$219,900	+ 2.3%	\$202,450	\$204,900	+ 1.2%
Inventory of Homes for Sale	--	99	--	--	--	--
Months Supply of Inventory	--	1.4	--	--	--	--

** Does not account for seller concessions.

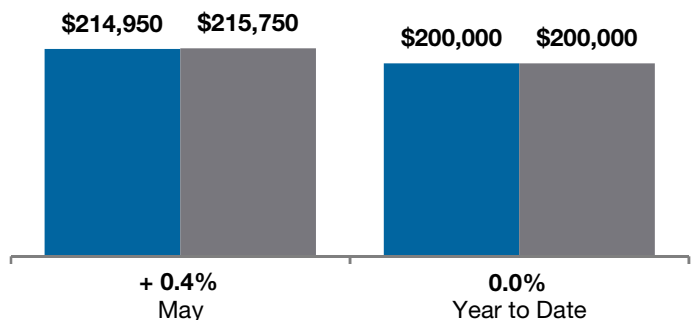
Closed Sales

■ 2015 ■ 2016



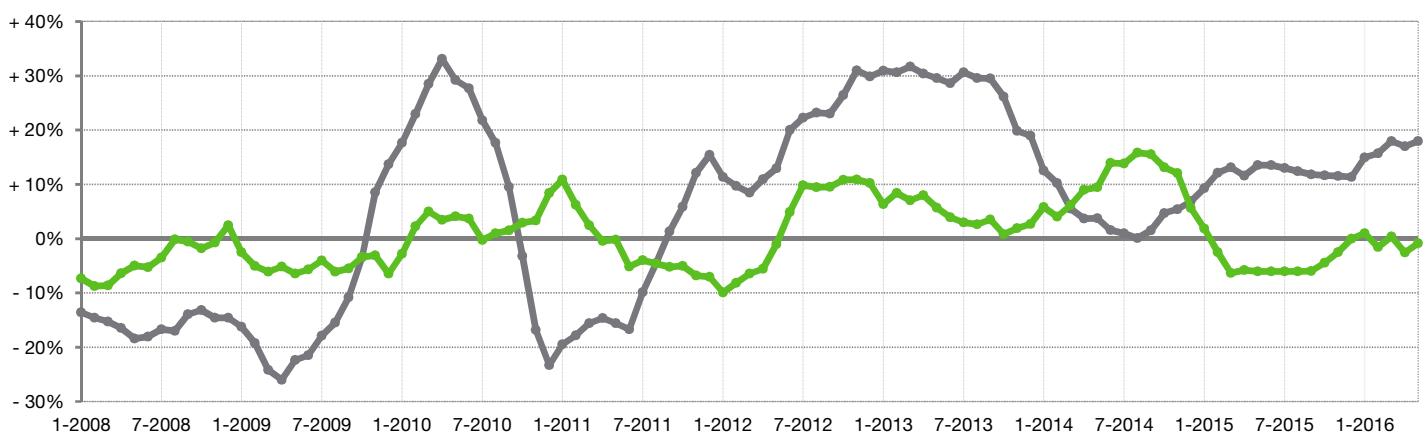
Median Sales Price

■ 2015 ■ 2016



Change in Median Sales Price from Prior Year (6-Month Average)†

All MLS —
Gahanna Jefferson City School District —



† Each dot represents the change in median sales price from the prior year using a 6-month weighted average. This means that each of the 6 months used in a dot are proportioned according to their share of sales during that period. | Current as of June 12, 2016. All data from Columbus REALTORS® Multiple Listing Service (MLS). | Report © 2016 ShowingTime. | Page 1 of 2

Local Market Update – May 2016

A RESEARCH TOOL PROVIDED BY THE COLUMBUS REALTORS®
BASED ON RESIDENTIAL LISTING DATA ONLY

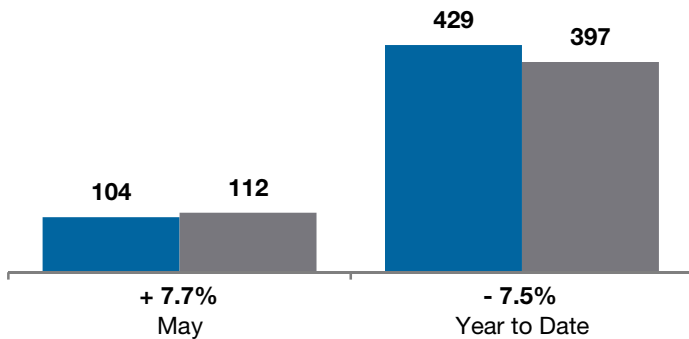


Gahanna Jefferson City School District

Franklin County

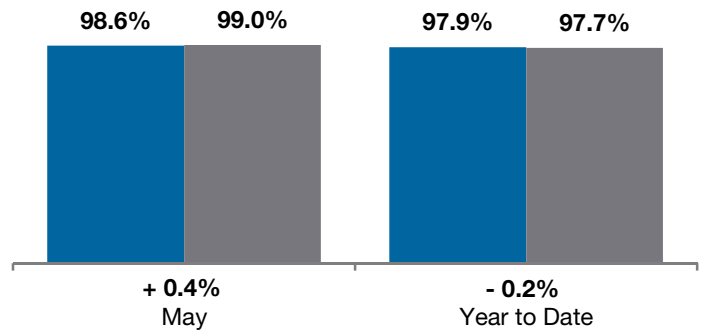
New Listings

■ 2015 ■ 2016



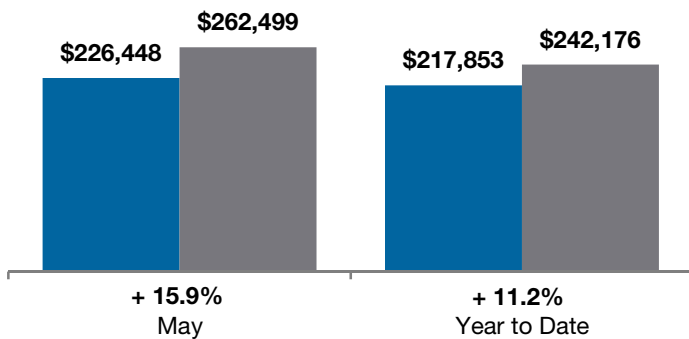
Pct of Last List Price Received

■ 2015 ■ 2016



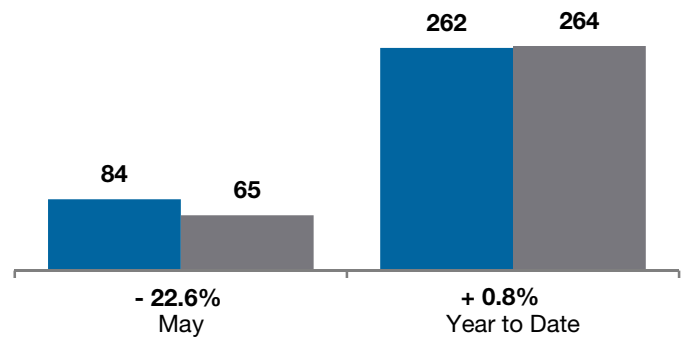
Average Sales Price

■ 2015 ■ 2016



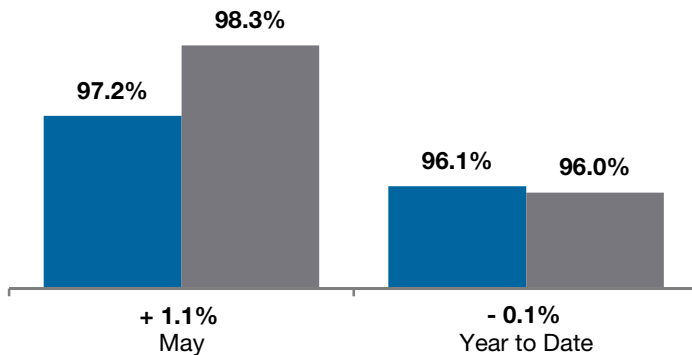
Single Family Sales

■ 2015 ■ 2016



Pct. of Orig. List Price Received

■ 2015 ■ 2016



Condo Sales

■ 2015 ■ 2016

