

Local Market Update – May 2016

A RESEARCH TOOL PROVIDED BY THE COLUMBUS REALTORS®
BASED ON RESIDENTIAL LISTING DATA ONLY



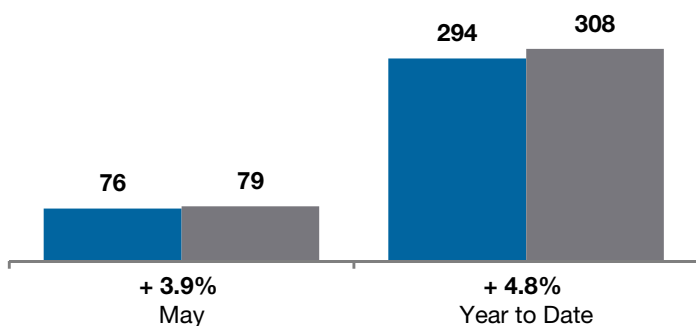
Union County

	May			Year to Date		
	2015	2016	+ / -	2015	2016	+ / -
Closed Sales	76	79	+ 3.9%	294	308	+ 4.8%
In Contracts	--	116	--	--	403	--
Average Sales Price	\$264,835	\$273,212	+ 3.2%	\$228,006	\$256,890	+ 12.7%
Median Sales Price**	\$210,500	\$225,000	+ 6.9%	\$193,250	\$205,250	+ 6.2%
Average Price per Square Foot**	\$109.12	\$118.61	+ 8.7%	\$100.45	\$112.83	+ 12.3%
Percent of Original List Price Received**	95.9%	95.7%	- 0.2%	95.2%	94.6%	- 0.6%
Percent of Last List Price Received**	97.9%	97.4%	- 0.5%	97.5%	97.0%	- 0.5%
Days on Market Until Sale	71	60	- 15.5%	67	75	+ 11.9%
New Listings	110	110	0.0%	479	453	- 5.4%
Median List Price of New Listings	\$191,950	\$243,517	+ 26.9%	\$218,000	\$229,500	+ 5.3%
Median List Price at Time of Sale	\$219,400	\$231,900	+ 5.7%	\$198,450	\$206,400	+ 4.0%
Inventory of Homes for Sale	--	204	--	--	--	--
Months Supply of Inventory	--	2.7	--	--	--	--

** Does not account for seller concessions.

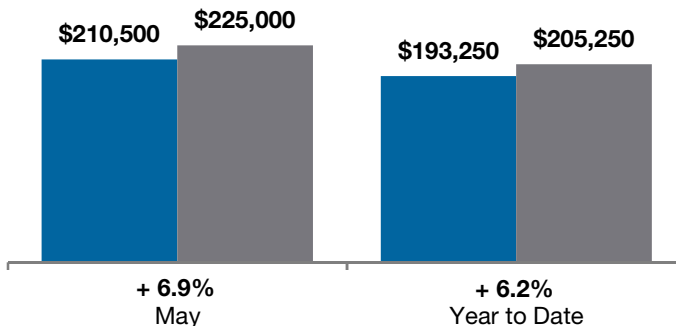
Closed Sales

■ 2015 ■ 2016



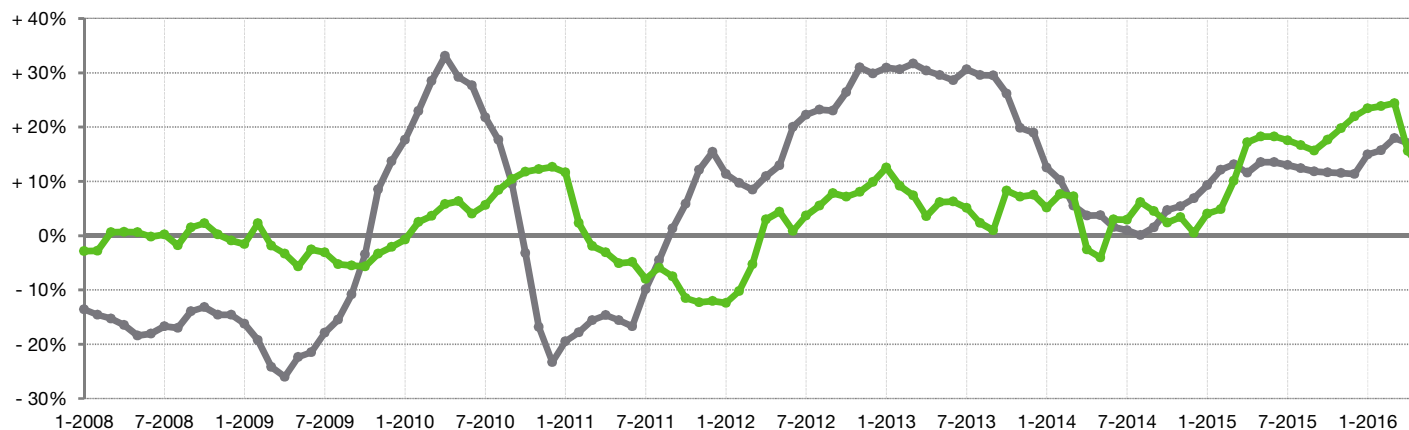
Median Sales Price

■ 2015 ■ 2016



Change in Median Sales Price from Prior Year (6-Month Average)†

All MLS — Union County —



† Each dot represents the change in median sales price from the prior year using a 6-month weighted average. This means that each of the 6 months used in a dot are proportioned according to their share of sales during that period. | Current as of June 12, 2016. All data from Columbus REALTORS® Multiple Listing Service (MLS). | Report © 2016 ShowingTime. | Page 1 of 2

Local Market Update – May 2016

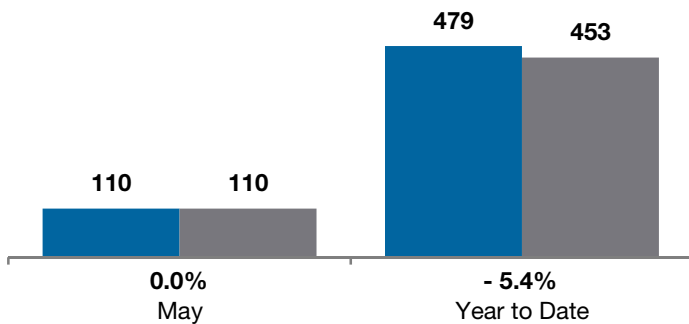
A RESEARCH TOOL PROVIDED BY THE COLUMBUS REALTORS®
BASED ON RESIDENTIAL LISTING DATA ONLY



Union County

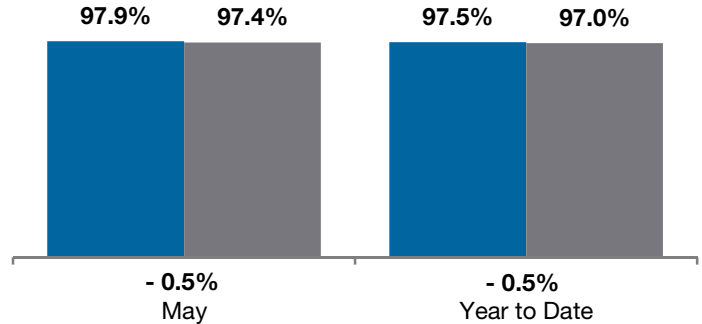
New Listings

■ 2015 ■ 2016



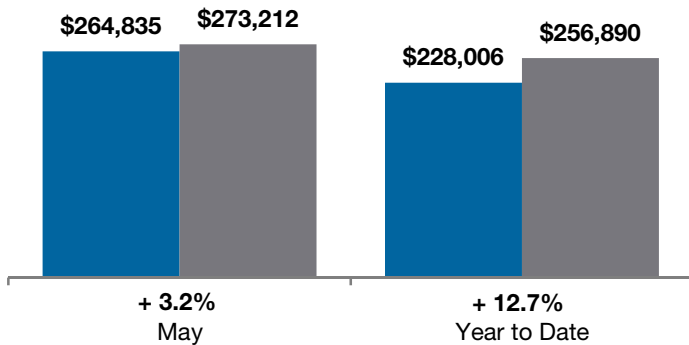
Pct of Last List Price Received

■ 2015 ■ 2016



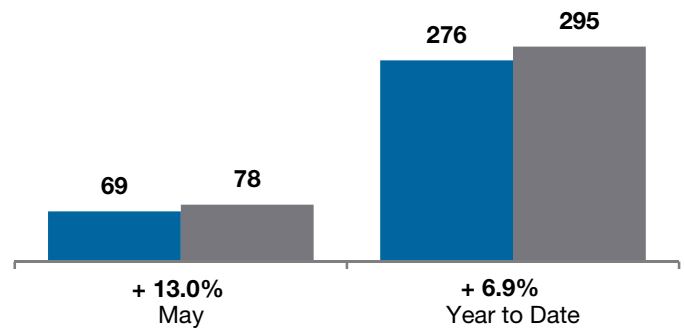
Average Sales Price

■ 2015 ■ 2016



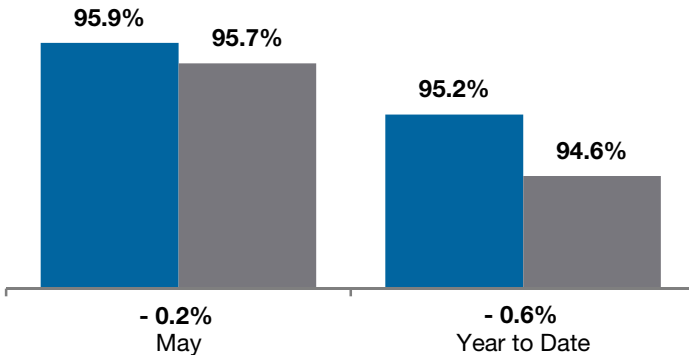
Single Family Sales

■ 2015 ■ 2016



Pct. of Orig. List Price Received

■ 2015 ■ 2016



Condo Sales

■ 2015 ■ 2016

