Local Market Update – June 2016

A RESEARCH TOOL PROVIDED BY THE **COLUMBUS REALTORS®**
BASED ON RESIDENTIAL LISTING DATA ONLY

COLUMBUS REALTORS®

Pickerington (Corp.)

Franklin and Fairfield Counties

	June			Year to Date		
	2015	2016	+ / –	2015	2016	+ / –
Closed Sales	40	**48**	+ 20.0%	160	**221**	+ 38.1%
In Contracts	--	**42**	--	--	**276**	--
Average Sales Price	$191,467	**$201,937**	+ 5.5%	$188,566	**$203,321**	+ 7.8%
Median Sales Price**	$193,450	**$195,000**	+ 0.8%	$185,000	**$199,400**	+ 7.8%
Average Price per Square Foot**	$87.45	**$96.54**	+ 10.4%	$90.27	**$93.98**	+ 4.1%
Percent of Original List Price Received**	96.7%	**97.5%**	+ 0.8%	96.6%	**97.2%**	+ 0.6%
Percent of Last List Price Received**	98.2%	**98.8%**	+ 0.6%	98.2%	**98.4%**	+ 0.2%
Days on Market Until Sale	39	**30**	- 23.1%	54	**44**	- 18.5%
New Listings	50	**44**	- 12.0%	219	**256**	+ 16.9%
Median List Price of New Listings	$202,400	**$220,950**	+ 9.2%	$192,500	**$209,900**	+ 9.0%
Median List Price at Time of Sale	$192,450	**$197,000**	+ 2.4%	$189,900	**$200,000**	+ 5.3%
Inventory of Homes for Sale	--	**43**	--	--	--	--
Months Supply of Inventory	--	**1.1**	--	--	--	--

** Does not account for seller concessions.

Closed Sales

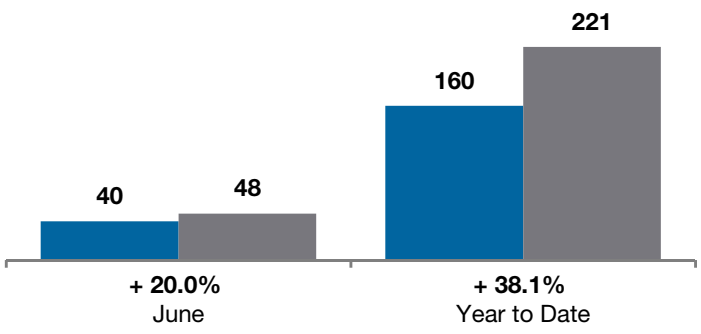

Median Sales Price

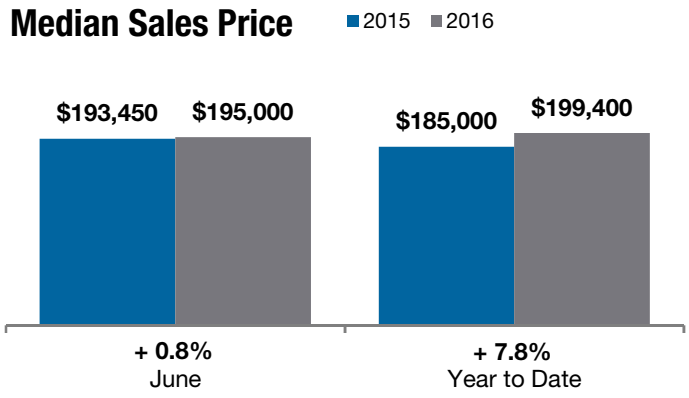

Change in Median Sales Price from Prior Year (6-Month Average)†

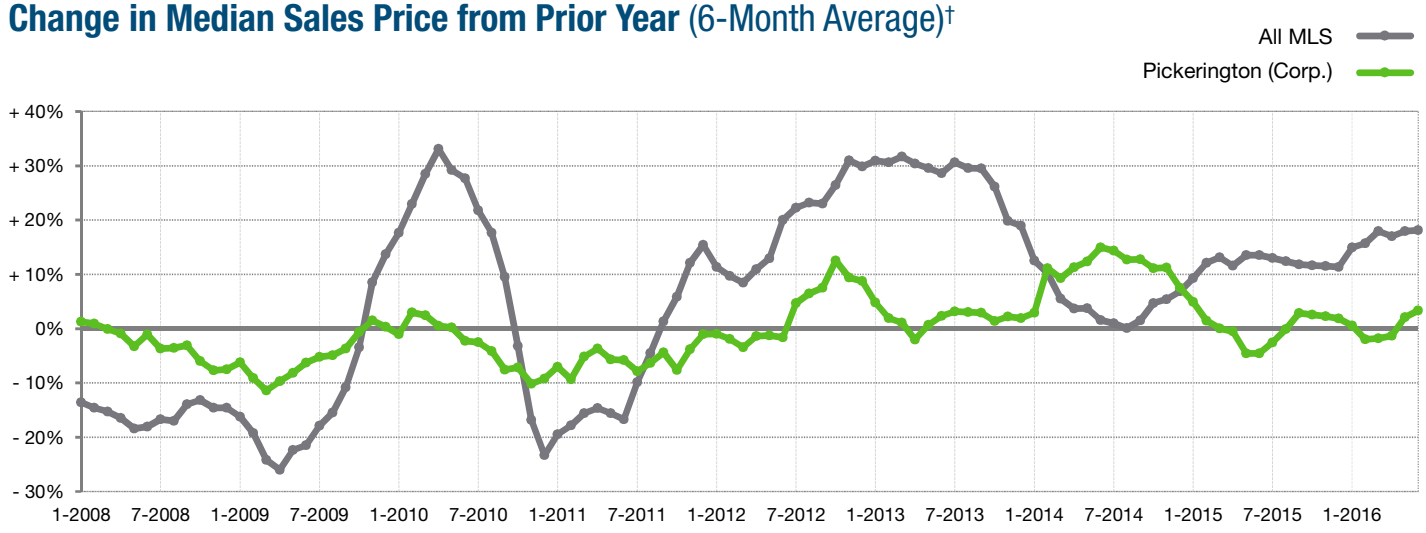

† Each dot represents the change in median sales price from the prior year using a 6-month weighted average. This means that each of the 6 months used in a dot are proportioned according to their share of sales during that period. | Current as of July 12, 2016. All data from Columbus REALTORS® Multiple Listing Service (MLS). | Report © 2016 ShowingTime. |

Local Market Update – June 2016

A RESEARCH TOOL PROVIDED BY THE **COLUMBUS REALTORS®**
BASED ON RESIDENTIAL LISTING DATA ONLY

COLUMBUS REALTORS®

Pickerington (Corp.)

Franklin and Fairfield Counties

New Listings

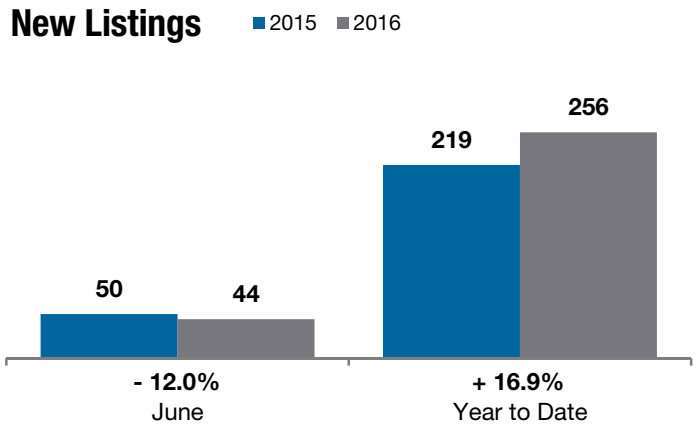

Pct of Last List Price Received

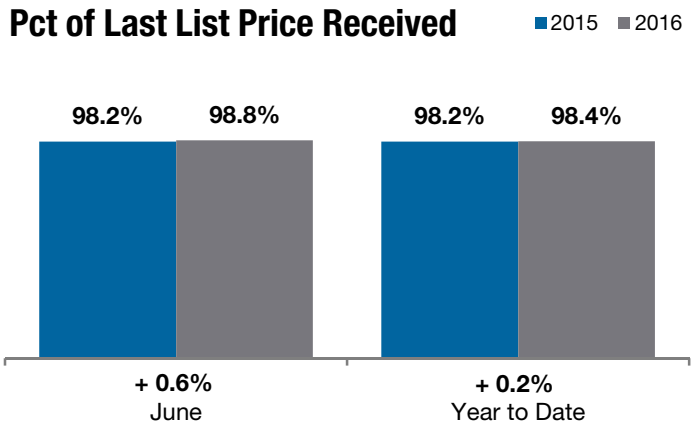

Average Sales Price

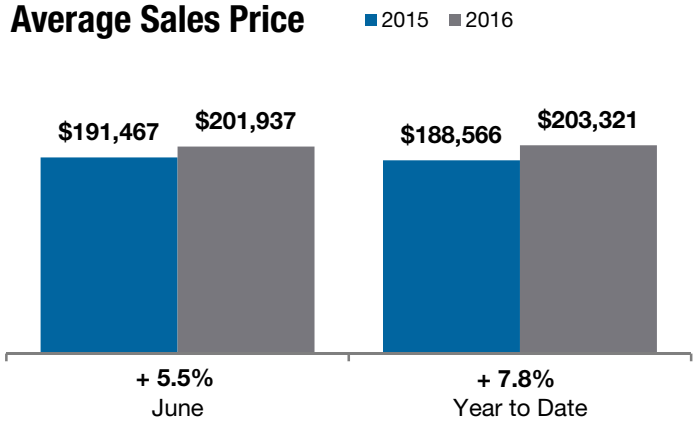

Single Family Sales

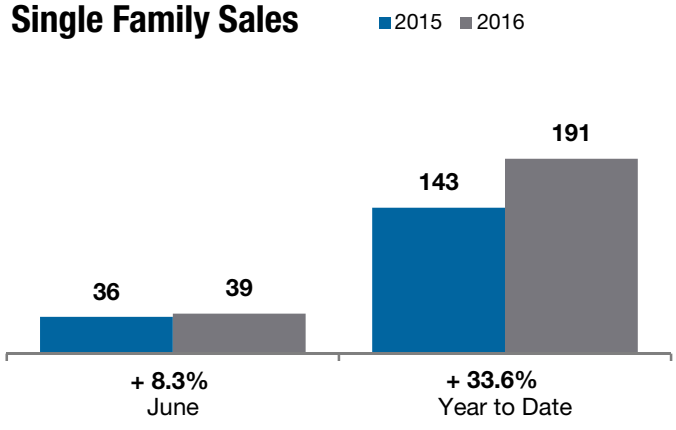

Pct. of Orig. List Price Received

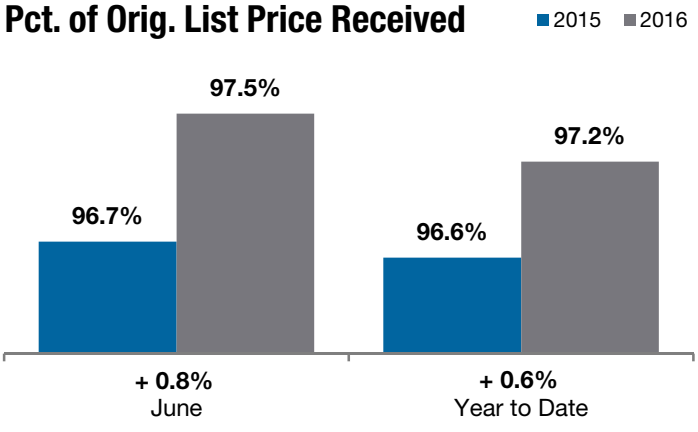
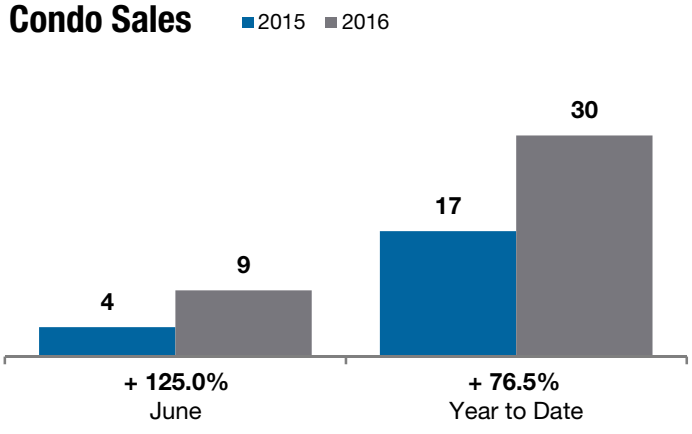
Condo Sales