

Local Market Update – July 2016

A RESEARCH TOOL PROVIDED BY THE COLUMBUS REALTORS®
BASED ON RESIDENTIAL LISTING DATA ONLY



Big Walnut Local School District

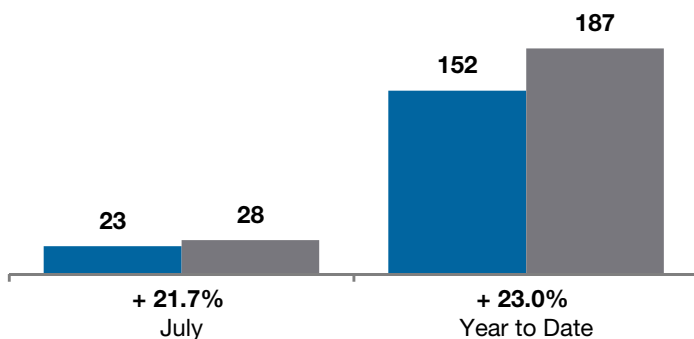
Delaware County

	July			Year to Date		
	2015	2016	+ / -	2015	2016	+ / -
Closed Sales	23	28	+ 21.7%	152	187	+ 23.0%
In Contracts	--	29	--	--	197	--
Average Sales Price	\$336,148	\$322,893	- 3.9%	\$279,395	\$308,842	+ 10.5%
Median Sales Price**	\$271,900	\$340,000	+ 25.0%	\$245,000	\$295,000	+ 20.4%
Average Price per Square Foot**	\$143.16	\$129.59	- 9.5%	\$126.16	\$134.96	+ 7.0%
Percent of Original List Price Received**	96.0%	96.4%	+ 0.4%	96.6%	96.4%	- 0.2%
Percent of Last List Price Received**	98.2%	98.9%	+ 0.7%	97.7%	98.3%	+ 0.6%
Days on Market Until Sale	30	45	+ 50.0%	56	50	- 10.7%
New Listings	51	33	- 35.3%	238	214	- 10.1%
Median List Price of New Listings	\$289,900	\$298,879	+ 3.1%	\$279,950	\$309,375	+ 10.5%
Median List Price at Time of Sale	\$269,900	\$340,000	+ 26.0%	\$249,900	\$292,400	+ 17.0%
Inventory of Homes for Sale	--	61	--	--	--	--
Months Supply of Inventory	--	2.3	--	--	--	--

** Does not account for seller concessions.

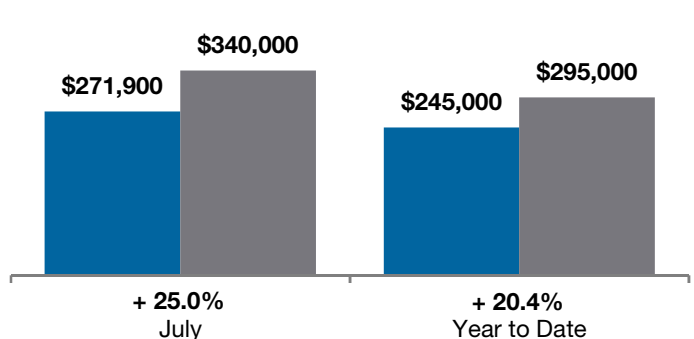
Closed Sales

■ 2015 ■ 2016

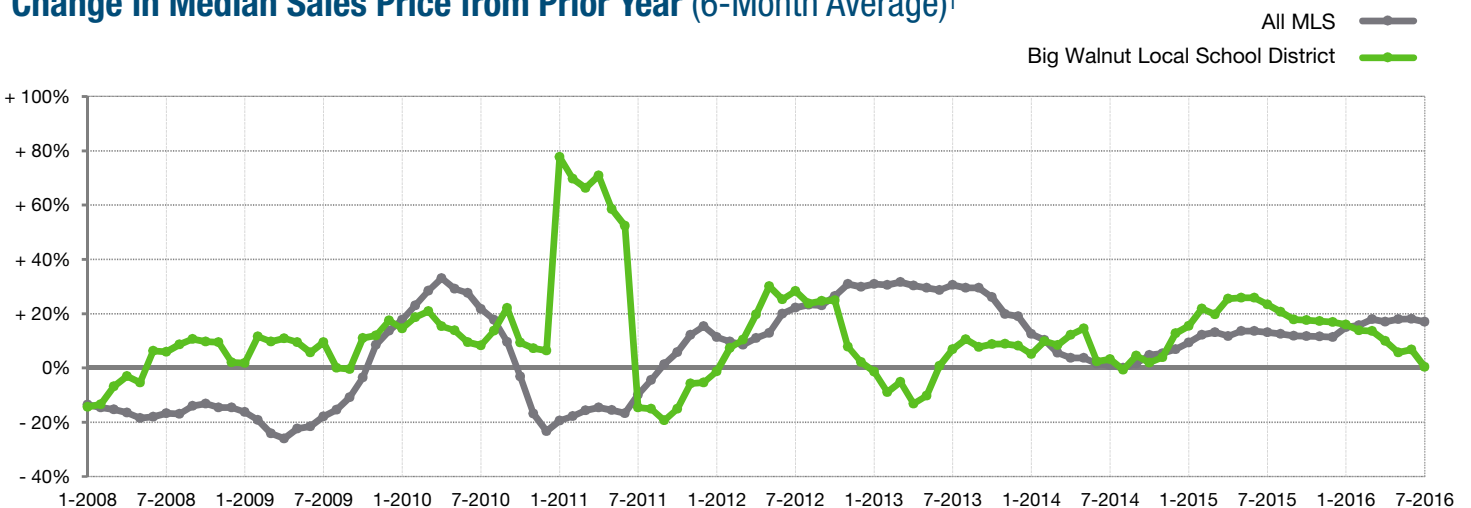


Median Sales Price

■ 2015 ■ 2016



Change in Median Sales Price from Prior Year (6-Month Average)†



† Each dot represents the change in median sales price from the prior year using a 6-month weighted average. This means that each of the 6 months used in a dot are proportioned according to their share of sales during that period. | Current as of August 12, 2016. All data from Columbus REALTORS® Multiple Listing Service (MLS). | Report © 2016 ShowingTime. | Page 1 of 2

Local Market Update – July 2016

A RESEARCH TOOL PROVIDED BY THE COLUMBUS REALTORS®
BASED ON RESIDENTIAL LISTING DATA ONLY

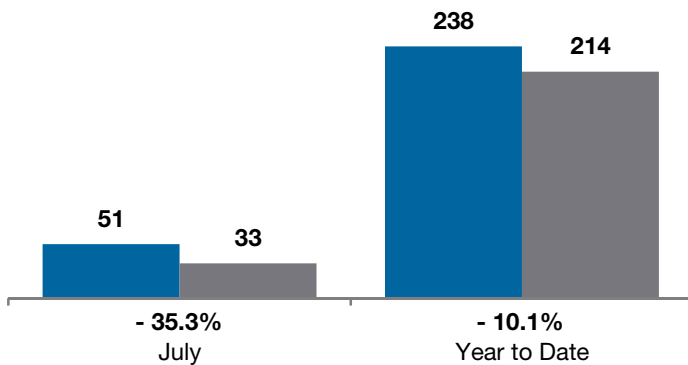


Big Walnut Local School District

Delaware County

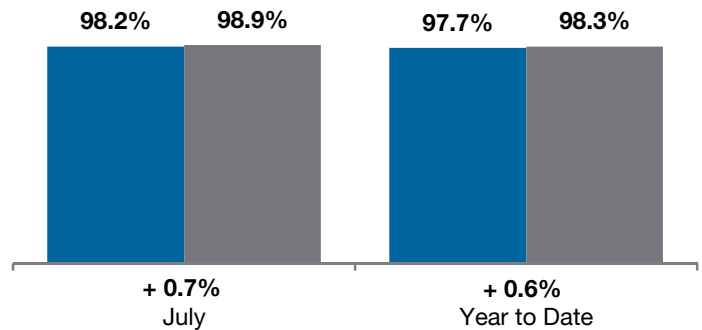
New Listings

■ 2015 ■ 2016



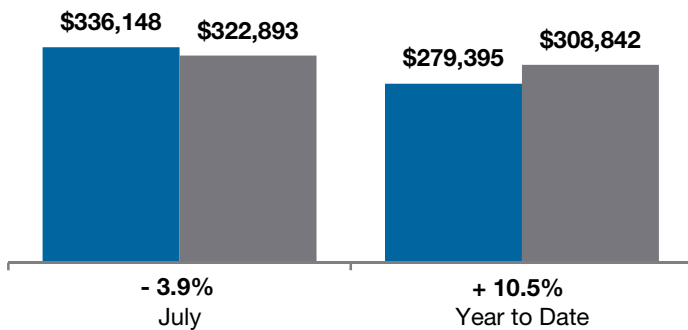
Pct of Last List Price Received

■ 2015 ■ 2016



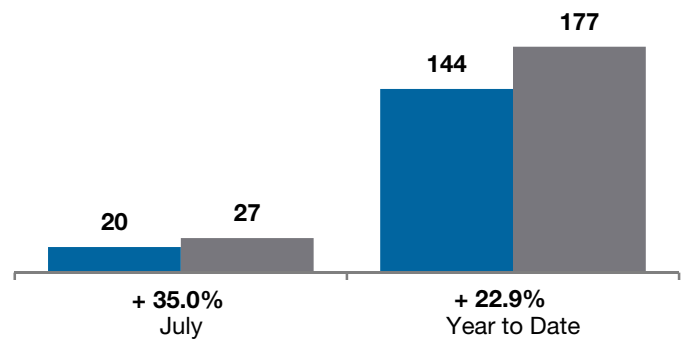
Average Sales Price

■ 2015 ■ 2016



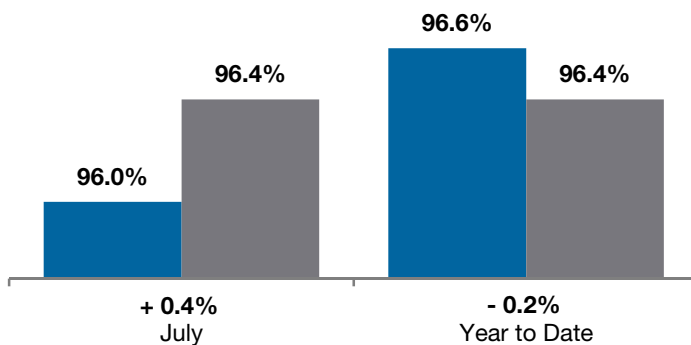
Single Family Sales

■ 2015 ■ 2016



Pct. of Orig. List Price Received

■ 2015 ■ 2016



Condo Sales

■ 2015 ■ 2016

