

Local Market Update – July 2016

A RESEARCH TOOL PROVIDED BY THE COLUMBUS REALTORS®
BASED ON RESIDENTIAL LISTING DATA ONLY



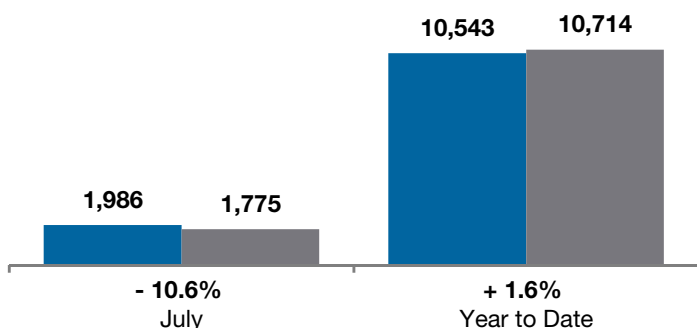
Franklin County

	July			Year to Date		
	2015	2016	+ / -	2015	2016	+ / -
Closed Sales	1,986	1,775	- 10.6%	10,543	10,714	+ 1.6%
In Contracts	--	2,294	--	--	12,457	--
Average Sales Price	\$201,320	\$207,935	+ 3.3%	\$185,100	\$196,468	+ 6.1%
Median Sales Price**	\$160,050	\$171,000	+ 6.8%	\$152,500	\$162,000	+ 6.2%
Average Price per Square Foot**	\$107.60	\$117.21	+ 8.9%	\$102.21	\$110.42	+ 8.0%
Percent of Original List Price Received**	96.8%	98.2%	+ 1.4%	95.7%	96.9%	+ 1.3%
Percent of Last List Price Received**	98.1%	98.8%	+ 0.7%	97.5%	98.3%	+ 0.8%
Days on Market Until Sale	37	25	- 32.4%	51	39	- 23.5%
New Listings	2,266	2,215	- 2.3%	13,832	13,842	+ 0.1%
Median List Price of New Listings	\$159,900	\$169,900	+ 6.3%	\$159,000	\$166,500	+ 4.7%
Median List Price at Time of Sale	\$164,900	\$170,000	+ 3.1%	\$155,000	\$164,885	+ 6.4%
Inventory of Homes for Sale	--	3,017	--	--	--	--
Months Supply of Inventory	--	1.9	--	--	--	--

** Does not account for seller concessions.

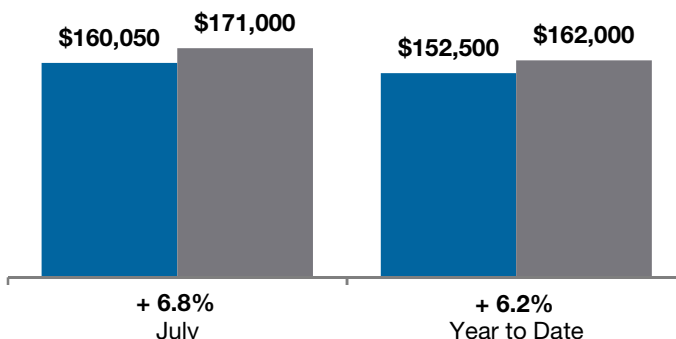
Closed Sales

■ 2015 ■ 2016



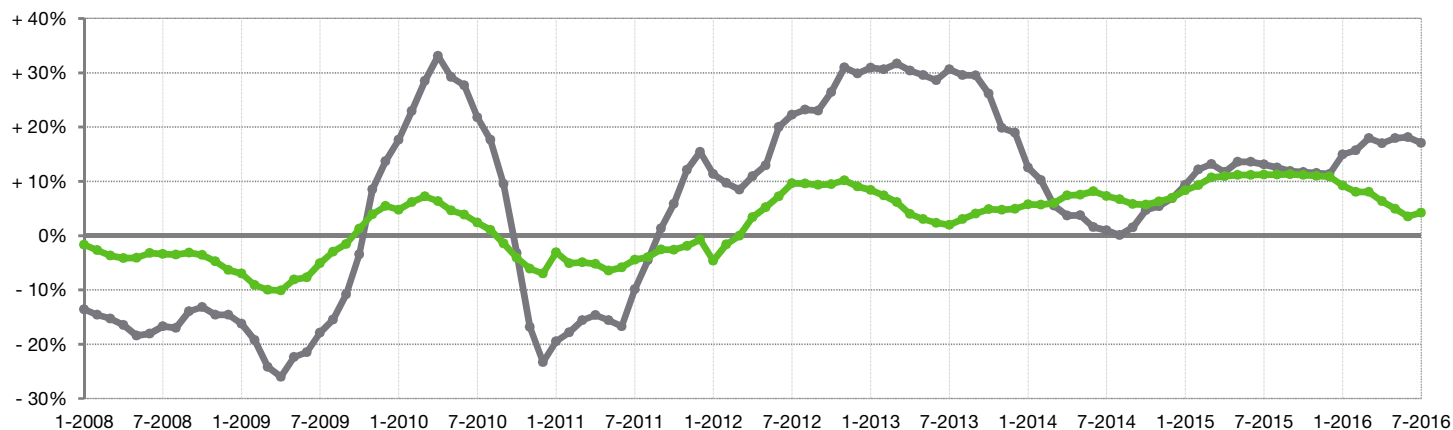
Median Sales Price

■ 2015 ■ 2016



Change in Median Sales Price from Prior Year (6-Month Average)†

All MLS —
Franklin County —



† Each dot represents the change in median sales price from the prior year using a 6-month weighted average. This means that each of the 6 months used in a dot are proportioned according to their share of sales during that period. | Current as of August 12, 2016. All data from Columbus REALTORS® Multiple Listing Service (MLS). | Report © 2016 ShowingTime. | Page 1 of 2

Local Market Update – July 2016

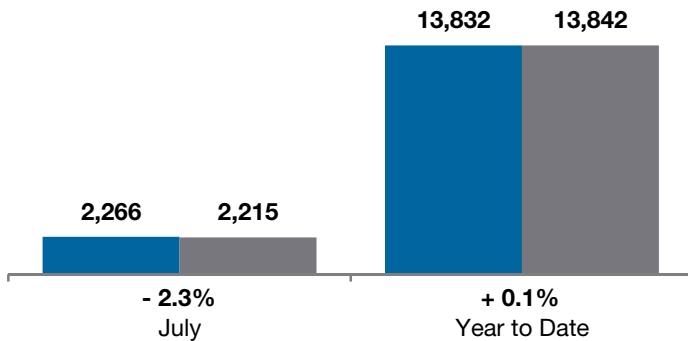
A RESEARCH TOOL PROVIDED BY THE COLUMBUS REALTORS®
BASED ON RESIDENTIAL LISTING DATA ONLY



Franklin County

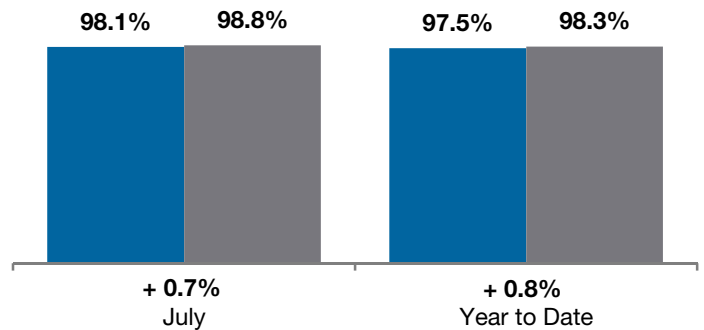
New Listings

■ 2015 ■ 2016



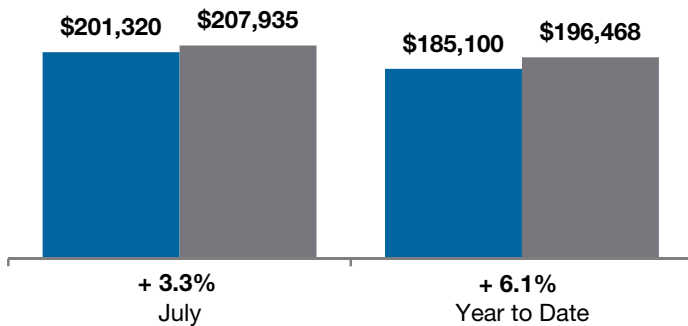
Pct of Last List Price Received

■ 2015 ■ 2016



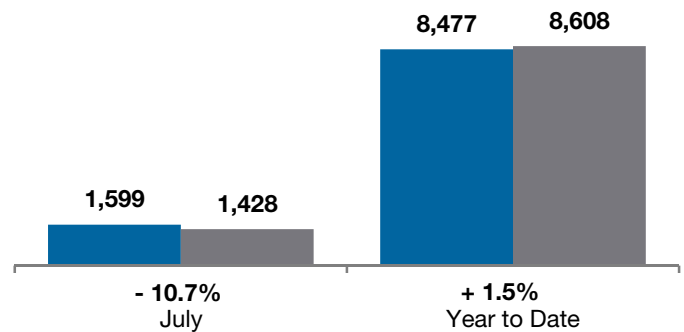
Average Sales Price

■ 2015 ■ 2016



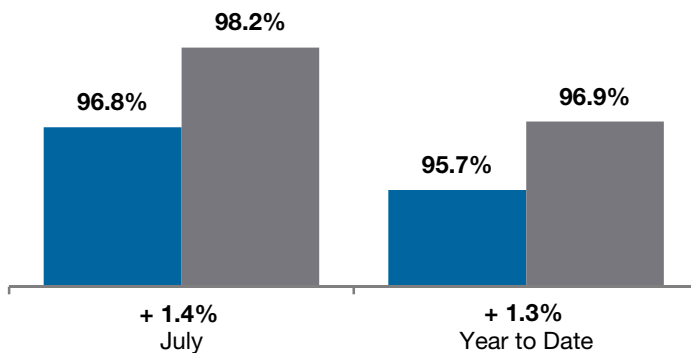
Single Family Sales

■ 2015 ■ 2016



Pct. of Orig. List Price Received

■ 2015 ■ 2016



Condo Sales

■ 2015 ■ 2016

