

Local Market Update – July 2016

A RESEARCH TOOL PROVIDED BY THE COLUMBUS REALTORS®
BASED ON RESIDENTIAL LISTING DATA ONLY



Gahanna (Corp.)

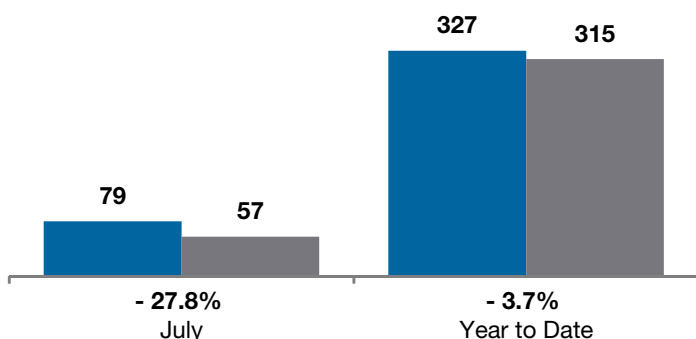
Franklin County

	July			Year to Date		
	2015	2016	+ / -	2015	2016	+ / -
Closed Sales	79	57	- 27.8%	327	315	- 3.7%
In Contracts	--	79	--	--	372	--
Average Sales Price	\$215,084	\$225,575	+ 4.9%	\$202,727	\$220,041	+ 8.5%
Median Sales Price**	\$192,800	\$210,000	+ 8.9%	\$186,000	\$199,900	+ 7.5%
Average Price per Square Foot**	\$109.40	\$122.61	+ 12.1%	\$105.67	\$113.42	+ 7.3%
Percent of Original List Price Received**	97.2%	99.5%	+ 2.4%	96.5%	97.8%	+ 1.3%
Percent of Last List Price Received**	98.6%	99.4%	+ 0.8%	98.1%	98.4%	+ 0.3%
Days on Market Until Sale	28	14	- 50.0%	35	30	- 14.3%
New Listings	64	76	+ 18.8%	425	399	- 6.1%
Median List Price of New Listings	\$186,700	\$196,200	+ 5.1%	\$204,900	\$209,900	+ 2.4%
Median List Price at Time of Sale	\$192,900	\$212,500	+ 10.2%	\$188,950	\$199,900	+ 5.8%
Inventory of Homes for Sale	--	72	--	--	--	--
Months Supply of Inventory	--	1.5	--	--	--	--

** Does not account for seller concessions.

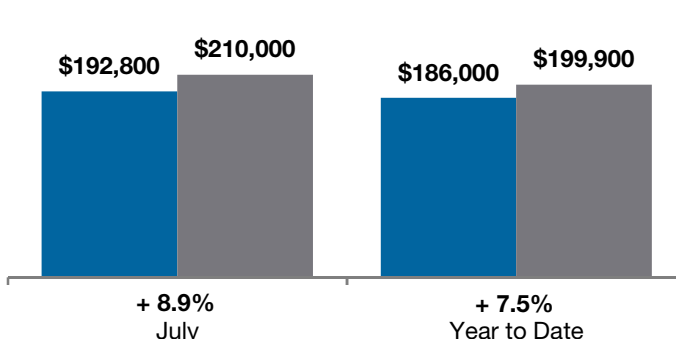
Closed Sales

■ 2015 ■ 2016



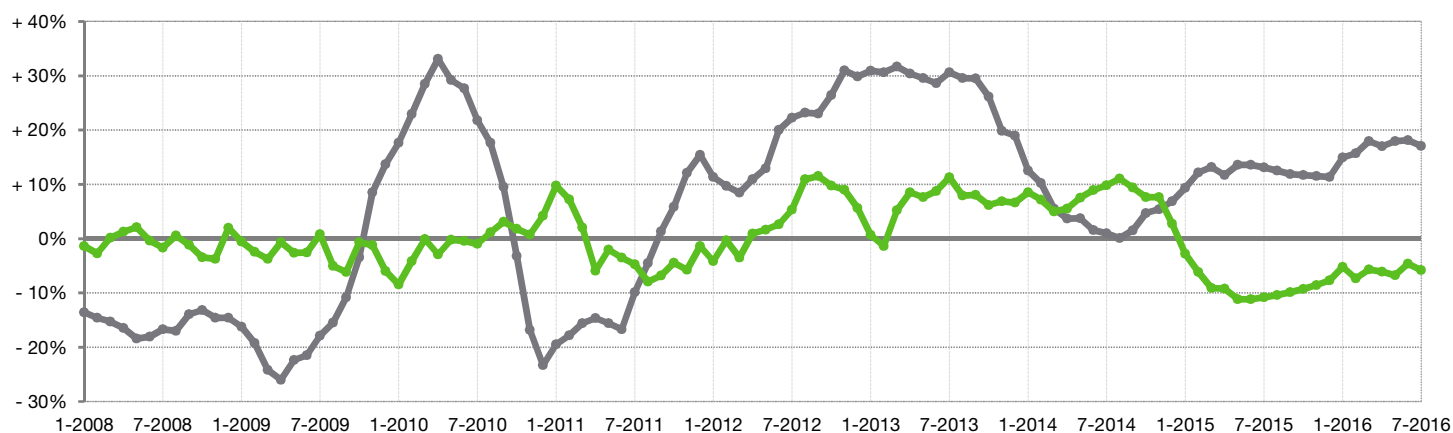
Median Sales Price

■ 2015 ■ 2016



Change in Median Sales Price from Prior Year (6-Month Average)†

All MLS — Gahanna (Corp.) —



† Each dot represents the change in median sales price from the prior year using a 6-month weighted average. This means that each of the 6 months used in a dot are proportioned according to their share of sales during that period. | Current as of August 12, 2016. All data from Columbus REALTORS® Multiple Listing Service (MLS). | Report © 2016 ShowingTime. | Page 1 of 2

Local Market Update – July 2016

A RESEARCH TOOL PROVIDED BY THE COLUMBUS REALTORS®
BASED ON RESIDENTIAL LISTING DATA ONLY

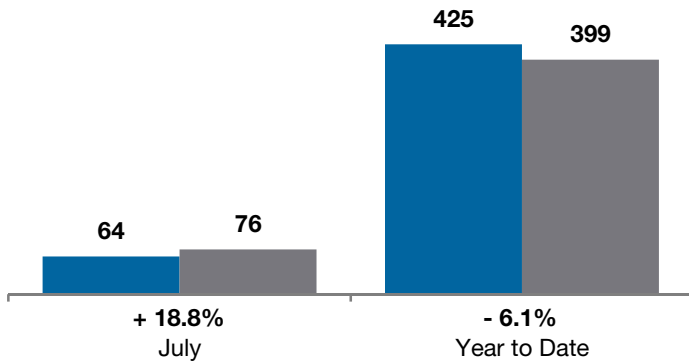


Gahanna (Corp.)

Franklin County

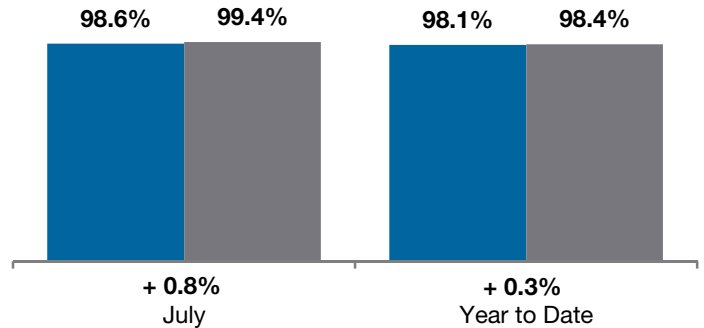
New Listings

■ 2015 ■ 2016



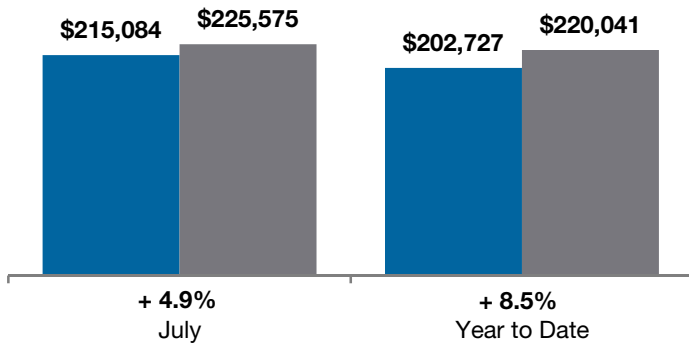
Pct of Last List Price Received

■ 2015 ■ 2016



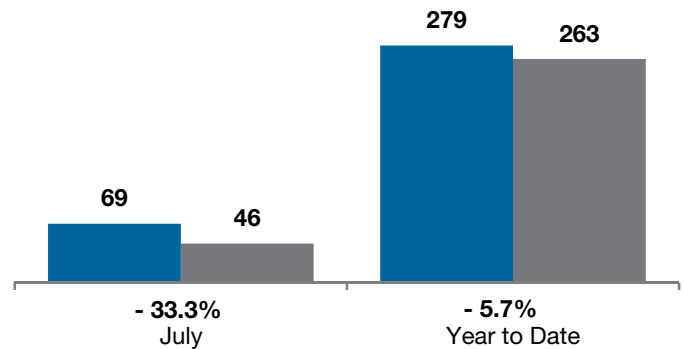
Average Sales Price

■ 2015 ■ 2016



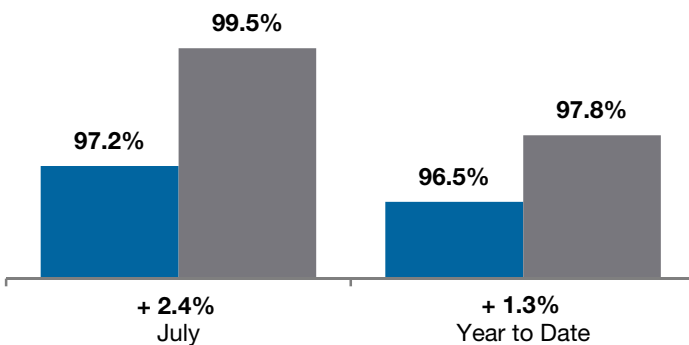
Single Family Sales

■ 2015 ■ 2016



Pct. of Orig. List Price Received

■ 2015 ■ 2016



Condo Sales

■ 2015 ■ 2016

