

Local Market Update – July 2016

A RESEARCH TOOL PROVIDED BY THE COLUMBUS REALTORS®
BASED ON RESIDENTIAL LISTING DATA ONLY



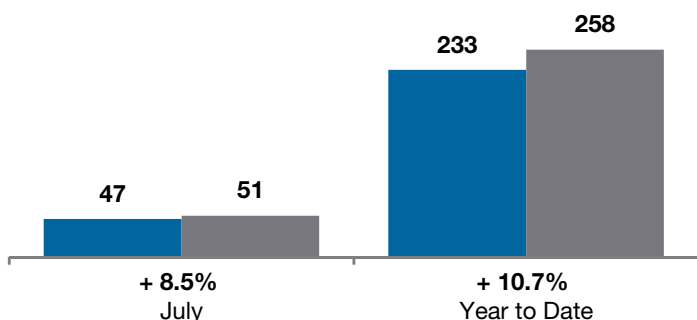
Madison County

	July			Year to Date		
	2015	2016	+ / -	2015	2016	+ / -
Closed Sales	47	51	+ 8.5%	233	258	+ 10.7%
In Contracts	--	62	--	--	314	--
Average Sales Price	\$160,370	\$167,094	+ 4.2%	\$163,756	\$171,716	+ 4.9%
Median Sales Price**	\$144,900	\$152,400	+ 5.2%	\$145,000	\$150,000	+ 3.4%
Average Price per Square Foot**	\$96.29	\$97.64	+ 1.4%	\$91.29	\$96.86	+ 6.1%
Percent of Original List Price Received**	94.3%	95.8%	+ 1.6%	93.9%	94.5%	+ 0.6%
Percent of Last List Price Received**	95.8%	98.1%	+ 2.4%	96.3%	97.0%	+ 0.7%
Days on Market Until Sale	40	57	+ 42.5%	64	69	+ 7.8%
New Listings	60	47	- 21.7%	364	350	- 3.8%
Median List Price of New Listings	\$156,400	\$156,000	- 0.3%	\$148,200	\$152,500	+ 2.9%
Median List Price at Time of Sale	\$148,900	\$154,900	+ 4.0%	\$149,900	\$155,000	+ 3.4%
Inventory of Homes for Sale	--	121	--	--	--	--
Months Supply of Inventory	--	3.1	--	--	--	--

** Does not account for seller concessions.

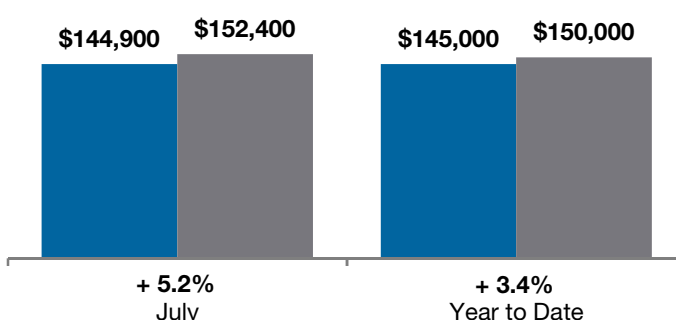
Closed Sales

■ 2015 ■ 2016

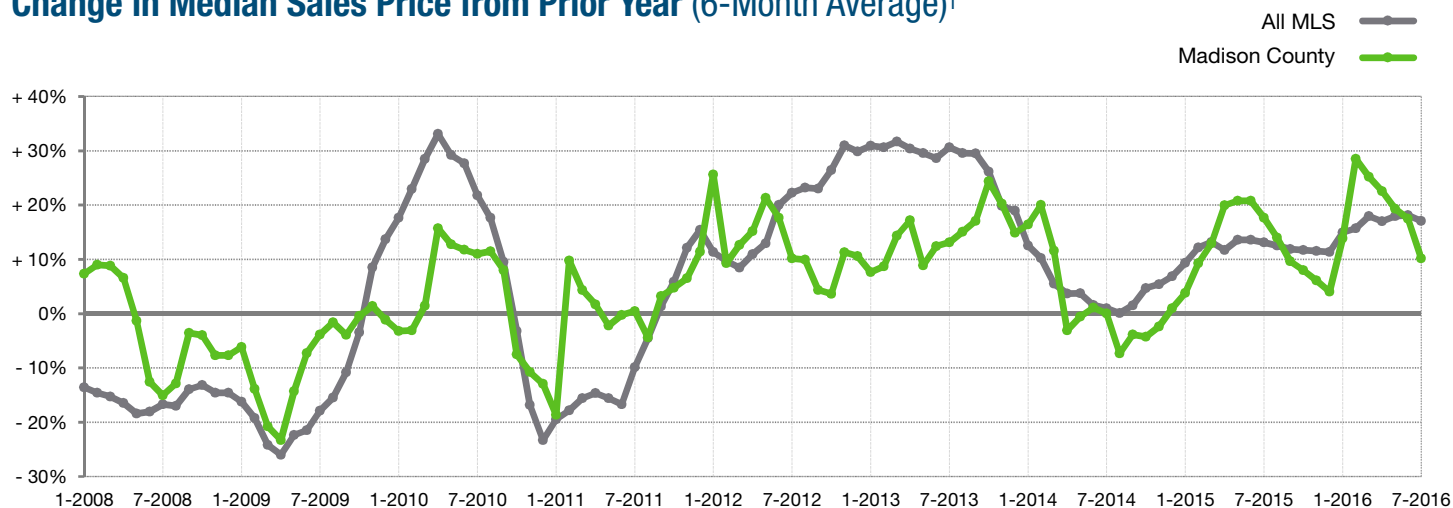


Median Sales Price

■ 2015 ■ 2016



Change in Median Sales Price from Prior Year (6-Month Average)†



† Each dot represents the change in median sales price from the prior year using a 6-month weighted average. This means that each of the 6 months used in a dot are proportioned according to their share of sales during that period. | Current as of August 12, 2016. All data from Columbus REALTORS® Multiple Listing Service (MLS). | Report © 2016 ShowingTime. | Page 1 of 2

Local Market Update – July 2016

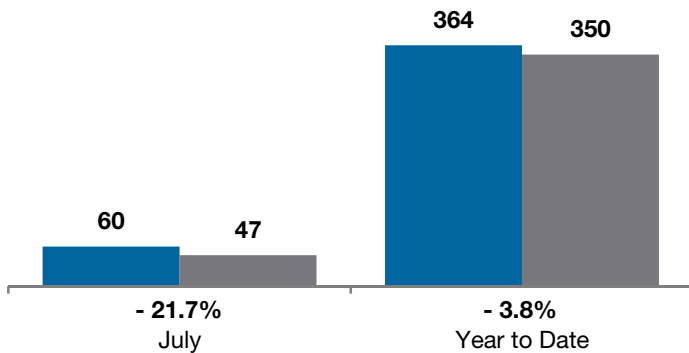
A RESEARCH TOOL PROVIDED BY THE COLUMBUS REALTORS®
BASED ON RESIDENTIAL LISTING DATA ONLY



Madison County

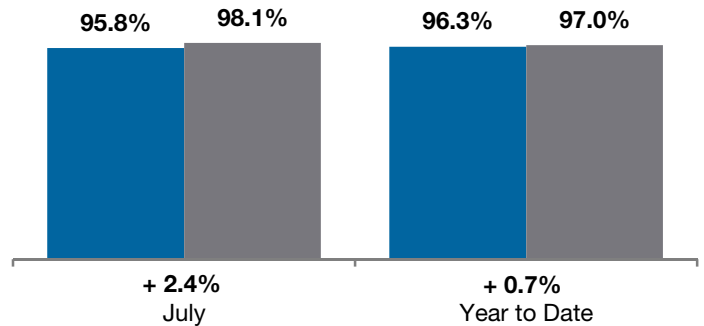
New Listings

■ 2015 ■ 2016



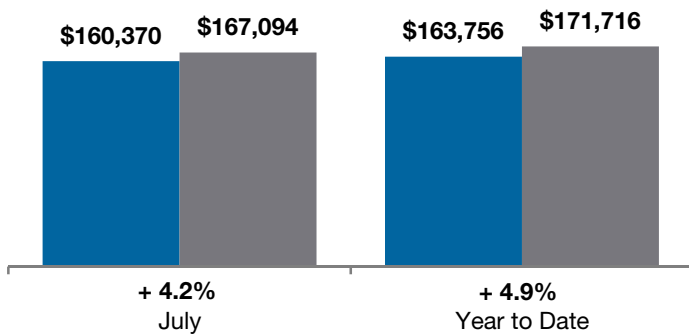
Pct of Last List Price Received

■ 2015 ■ 2016



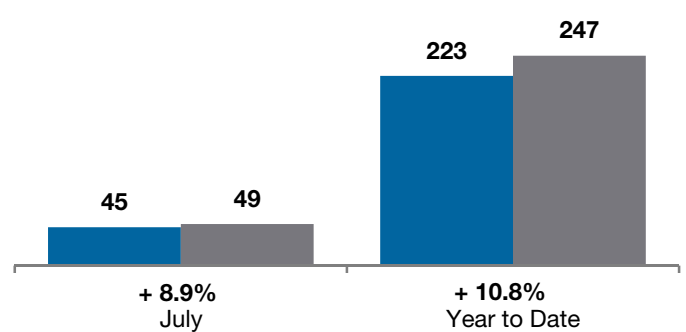
Average Sales Price

■ 2015 ■ 2016



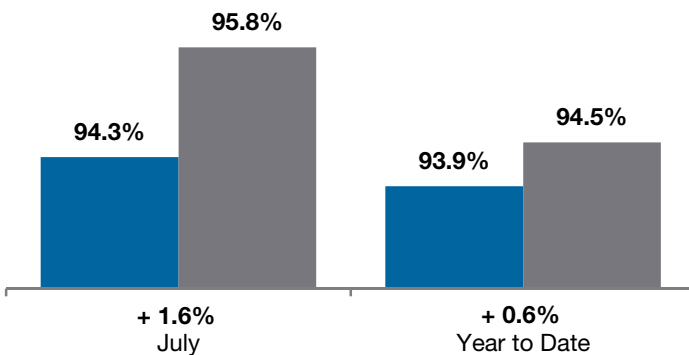
Single Family Sales

■ 2015 ■ 2016



Pct. of Orig. List Price Received

■ 2015 ■ 2016



Condo Sales

■ 2015 ■ 2016

