

Local Market Update – July 2016

A RESEARCH TOOL PROVIDED BY THE COLUMBUS REALTORS®
BASED ON RESIDENTIAL LISTING DATA ONLY



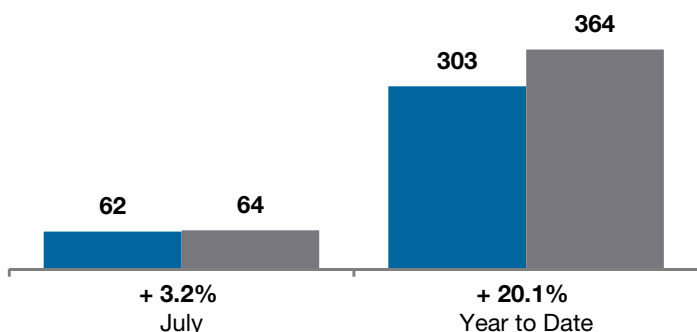
Pickaway County

	July			Year to Date		
	2015	2016	+ / -	2015	2016	+ / -
Closed Sales	62	64	+ 3.2%	303	364	+ 20.1%
In Contracts	--	84	--	--	443	--
Average Sales Price	\$144,837	\$171,799	+ 18.6%	\$146,166	\$159,718	+ 9.3%
Median Sales Price**	\$136,500	\$149,950	+ 9.9%	\$135,000	\$148,000	+ 9.6%
Average Price per Square Foot**	\$85.05	\$98.84	+ 16.2%	\$82.32	\$91.14	+ 10.7%
Percent of Original List Price Received**	96.3%	97.0%	+ 0.7%	94.5%	94.8%	+ 0.3%
Percent of Last List Price Received**	99.1%	98.5%	- 0.6%	97.2%	97.5%	+ 0.3%
Days on Market Until Sale	51	29	- 43.1%	78	54	- 30.8%
New Listings	77	82	+ 6.5%	484	527	+ 8.9%
Median List Price of New Listings	\$134,900	\$169,900	+ 25.9%	\$139,900	\$155,000	+ 10.8%
Median List Price at Time of Sale	\$139,900	\$154,795	+ 10.6%	\$139,900	\$149,900	+ 7.1%
Inventory of Homes for Sale	--	142	--	--	--	--
Months Supply of Inventory	--	2.5	--	--	--	--

** Does not account for seller concessions.

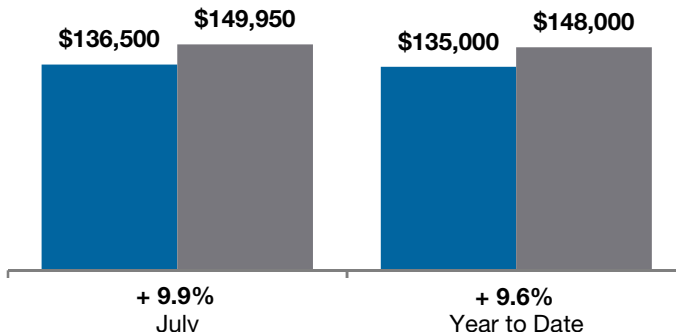
Closed Sales

■ 2015 ■ 2016



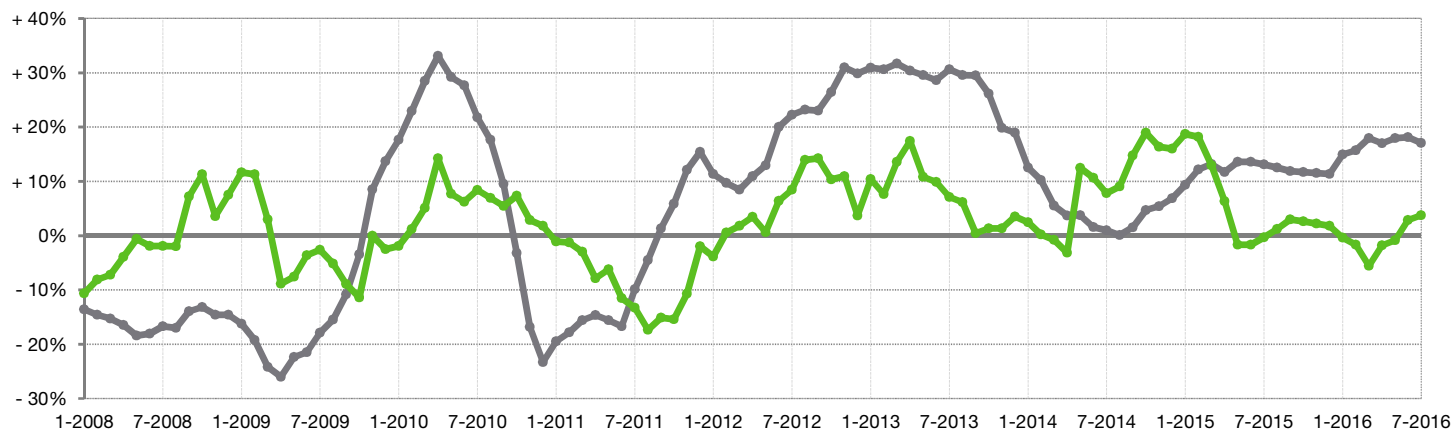
Median Sales Price

■ 2015 ■ 2016



Change in Median Sales Price from Prior Year (6-Month Average)†

All MLS —
Pickaway County —



† Each dot represents the change in median sales price from the prior year using a 6-month weighted average. This means that each of the 6 months used in a dot are proportioned according to their share of sales during that period. | Current as of August 12, 2016. All data from Columbus REALTORS® Multiple Listing Service (MLS). | Report © 2016 ShowingTime. | Page 1 of 2

Local Market Update – July 2016

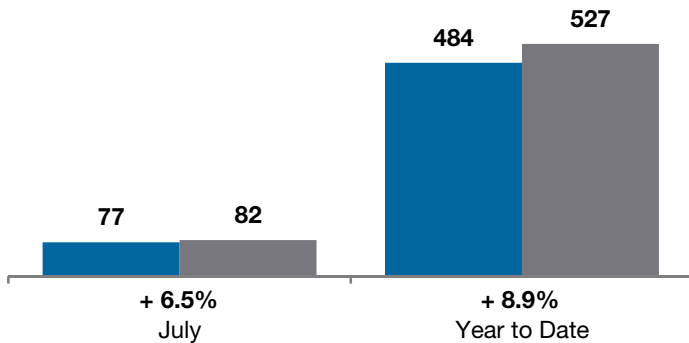
A RESEARCH TOOL PROVIDED BY THE COLUMBUS REALTORS®
BASED ON RESIDENTIAL LISTING DATA ONLY



Pickaway County

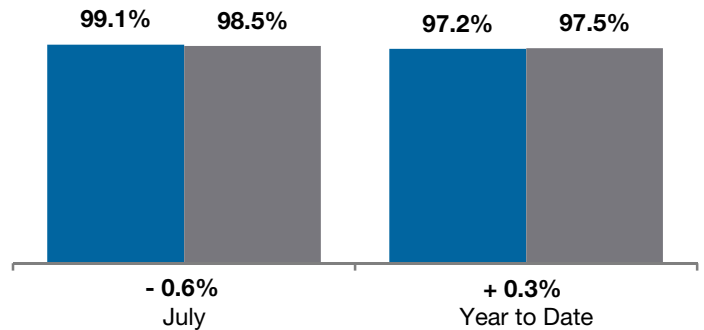
New Listings

■ 2015 ■ 2016



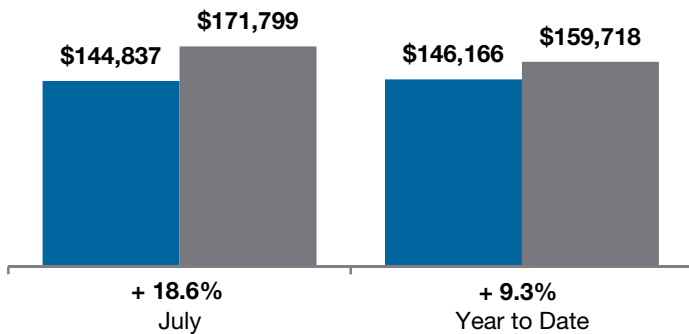
Pct of Last List Price Received

■ 2015 ■ 2016



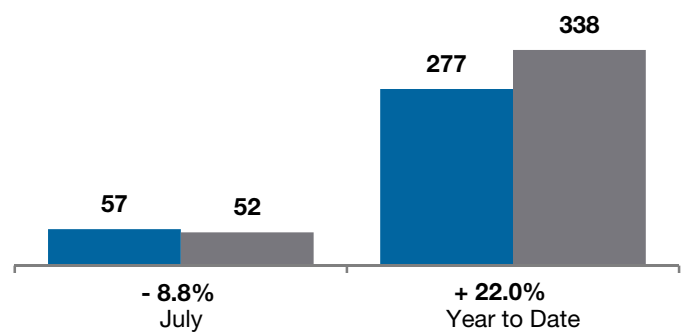
Average Sales Price

■ 2015 ■ 2016



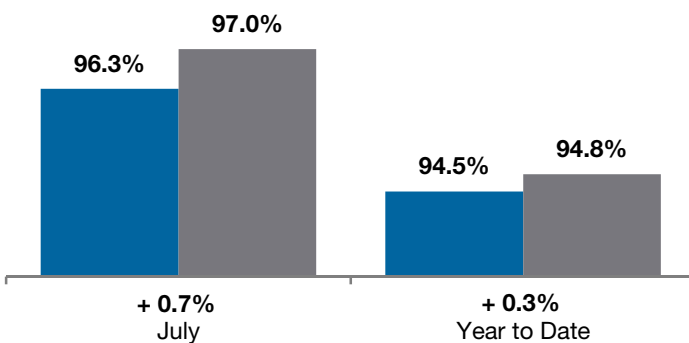
Single Family Sales

■ 2015 ■ 2016



Pct. of Orig. List Price Received

■ 2015 ■ 2016



Condo Sales

■ 2015 ■ 2016

