

Local Market Update – August 2016

A RESEARCH TOOL PROVIDED BY THE COLUMBUS REALTORS®
BASED ON RESIDENTIAL LISTING DATA ONLY



Grandview Heights (Corp.)

Franklin County

August

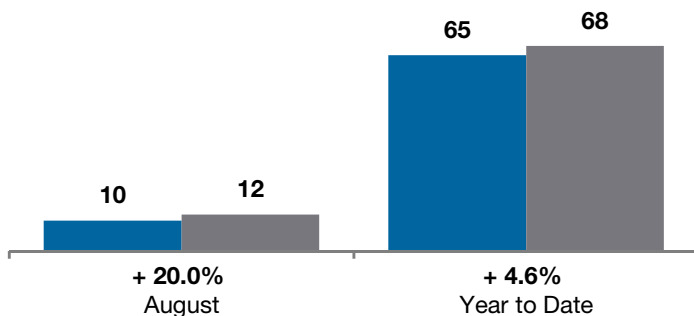
Year to Date

	2015	2016	+ / -	2015	2016	+ / -
Closed Sales	10	12	+ 20.0%	65	68	+ 4.6%
In Contracts	--	14	--	--	77	--
Average Sales Price	\$284,830	\$442,920	+ 55.5%	\$289,989	\$375,189	+ 29.4%
Median Sales Price**	\$292,500	\$348,000	+ 19.0%	\$267,156	\$337,500	+ 26.3%
Average Price per Square Foot**	\$211.12	\$259.62	+ 23.0%	\$199.06	\$228.81	+ 14.9%
Percent of Original List Price Received**	97.7%	98.7%	+ 1.0%	98.5%	96.6%	- 1.9%
Percent of Last List Price Received**	99.2%	98.7%	- 0.5%	99.3%	97.8%	- 1.5%
Days on Market Until Sale	8	7	- 12.5%	18	22	+ 22.2%
New Listings	23	18	- 21.7%	95	105	+ 10.5%
Median List Price of New Listings	\$257,000	\$372,000	+ 44.7%	\$275,000	\$368,500	+ 34.0%
Median List Price at Time of Sale	\$289,950	\$359,950	+ 24.1%	\$269,900	\$349,900	+ 29.6%
Inventory of Homes for Sale	--	25	--	--	--	--
Months Supply of Inventory	--	2.6	--	--	--	--

** Does not account for seller concessions.

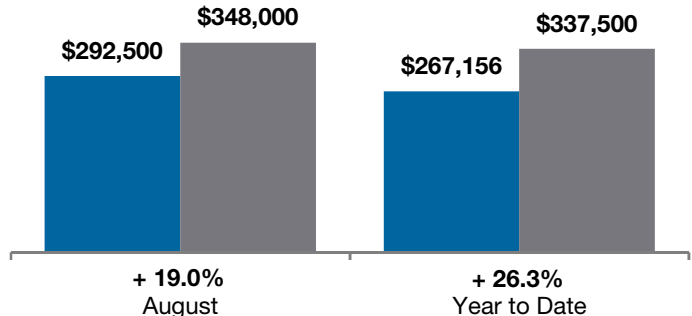
Closed Sales

■ 2015 ■ 2016

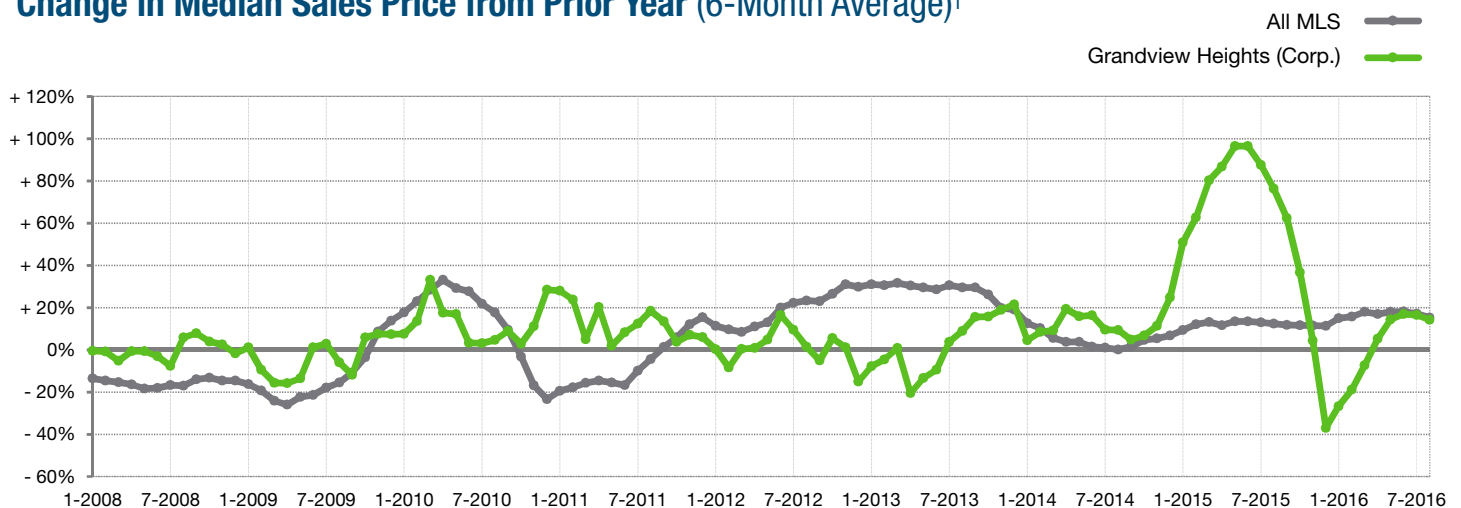


Median Sales Price

■ 2015 ■ 2016



Change in Median Sales Price from Prior Year (6-Month Average)†



† Each dot represents the change in median sales price from the prior year using a 6-month weighted average. This means that each of the 6 months used in a dot are proportioned according to their share of sales during that period. | Current as of September 12, 2016. All data from Columbus REALTORS® Multiple Listing Service (MLS). | Report © 2016 ShowingTime. | Page 1 of 2

Local Market Update – August 2016

A RESEARCH TOOL PROVIDED BY THE COLUMBUS REALTORS®
BASED ON RESIDENTIAL LISTING DATA ONLY

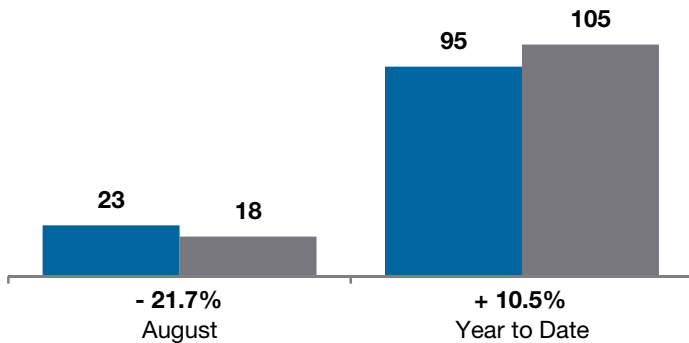


Grandview Heights (Corp.)

Franklin County

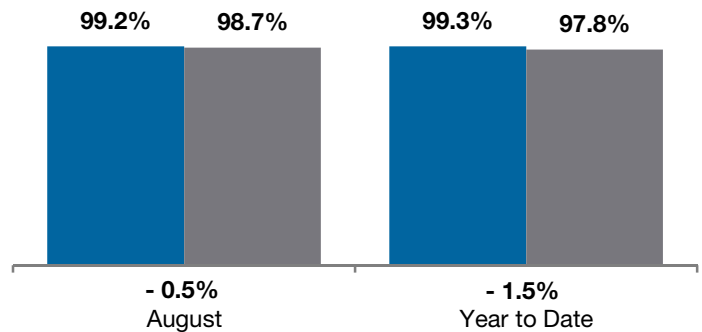
New Listings

■ 2015 ■ 2016



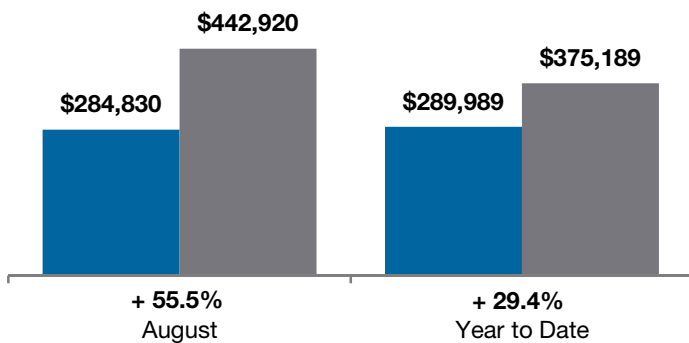
Pct of Last List Price Received

■ 2015 ■ 2016



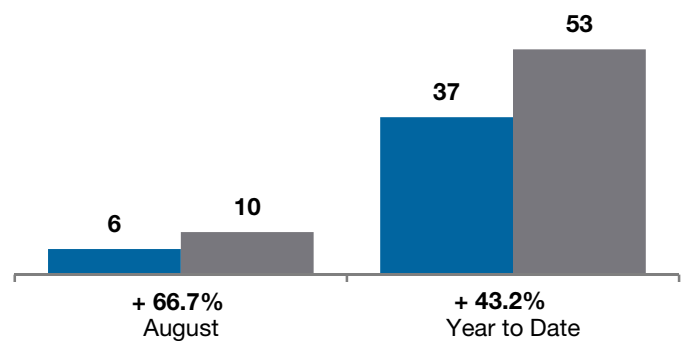
Average Sales Price

■ 2015 ■ 2016



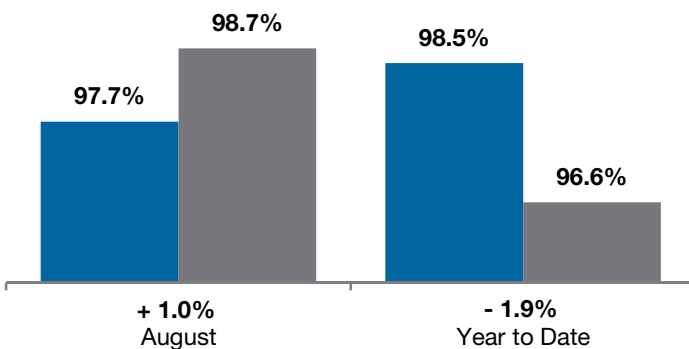
Single Family Sales

■ 2015 ■ 2016



Pct. of Orig. List Price Received

■ 2015 ■ 2016



Condo Sales

■ 2015 ■ 2016

