

Local Market Update – August 2016

A RESEARCH TOOL PROVIDED BY THE COLUMBUS REALTORS®
BASED ON RESIDENTIAL LISTING DATA ONLY



Morrow County

August

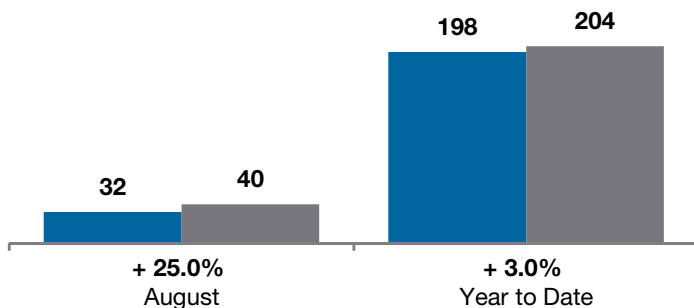
Year to Date

	2015	2016	+ / -	2015	2016	+ / -
Closed Sales	32	40	+ 25.0%	198	204	+ 3.0%
In Contracts	--	37	--	--	232	--
Average Sales Price	\$147,295	\$151,895	+ 3.1%	\$145,801	\$154,986	+ 6.3%
Median Sales Price**	\$162,000	\$152,450	- 5.9%	\$138,000	\$141,500	+ 2.5%
Average Price per Square Foot**	\$86.09	\$96.33	+ 11.9%	\$85.11	\$90.48	+ 6.3%
Percent of Original List Price Received**	95.3%	93.5%	- 1.9%	95.0%	95.0%	0.0%
Percent of Last List Price Received**	97.9%	97.9%	0.0%	97.0%	97.4%	+ 0.4%
Days on Market Until Sale	55	52	- 5.5%	58	61	+ 5.2%
New Listings	55	29	- 47.3%	324	262	- 19.1%
Median List Price of New Listings	\$129,900	\$155,000	+ 19.3%	\$139,900	\$149,000	+ 6.5%
Median List Price at Time of Sale	\$165,000	\$154,850	- 6.2%	\$139,900	\$148,350	+ 6.0%
Inventory of Homes for Sale	--	74	--	--	--	--
Months Supply of Inventory	--	2.7	--	--	--	--

** Does not account for seller concessions.

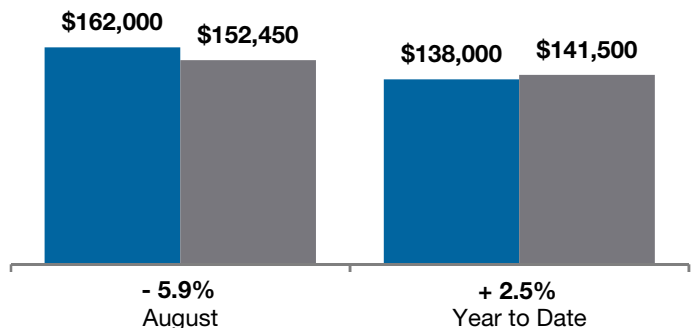
Closed Sales

■ 2015 ■ 2016

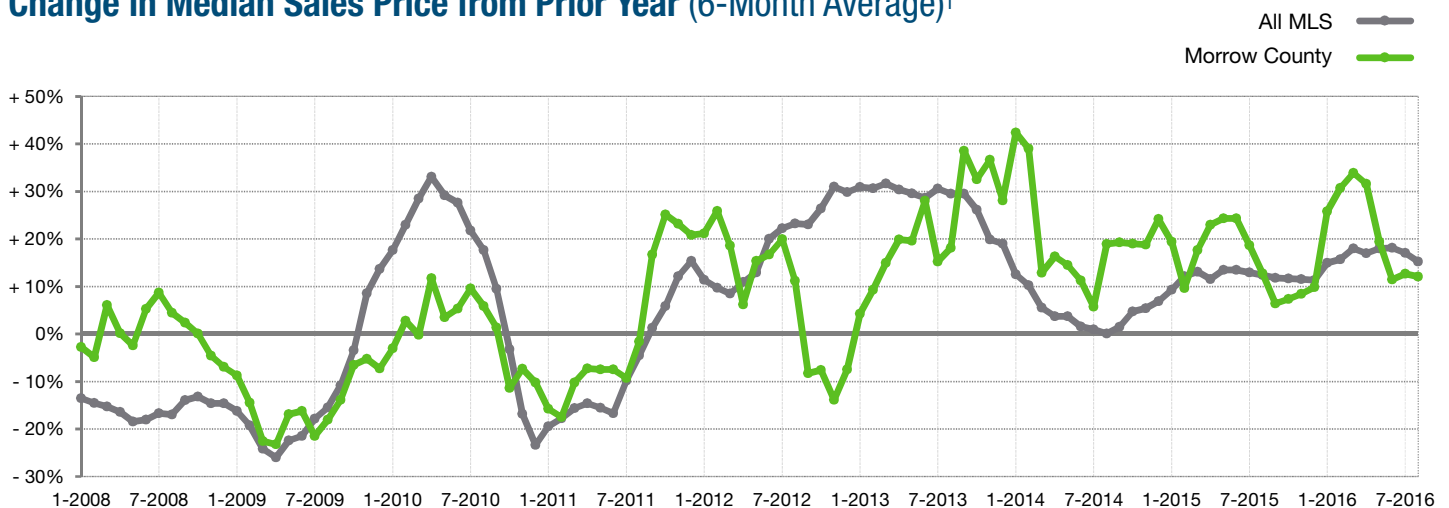


Median Sales Price

■ 2015 ■ 2016



Change in Median Sales Price from Prior Year (6-Month Average)†



† Each dot represents the change in median sales price from the prior year using a 6-month weighted average. This means that each of the 6 months used in a dot are proportioned according to their share of sales during that period. | Current as of September 12, 2016. All data from Columbus REALTORS® Multiple Listing Service (MLS). | Report © 2016 ShowingTime. | Page 1 of 2

Local Market Update – August 2016

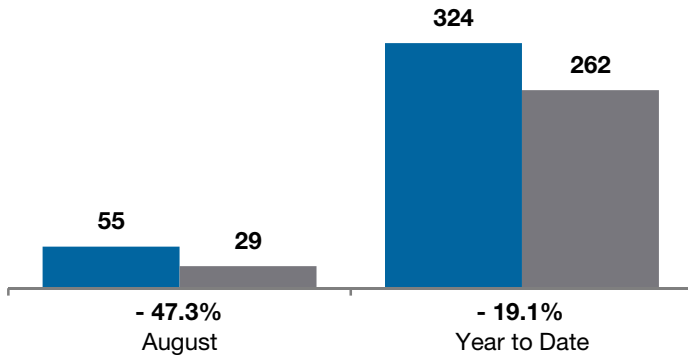
A RESEARCH TOOL PROVIDED BY THE COLUMBUS REALTORS®
BASED ON RESIDENTIAL LISTING DATA ONLY



Morrow County

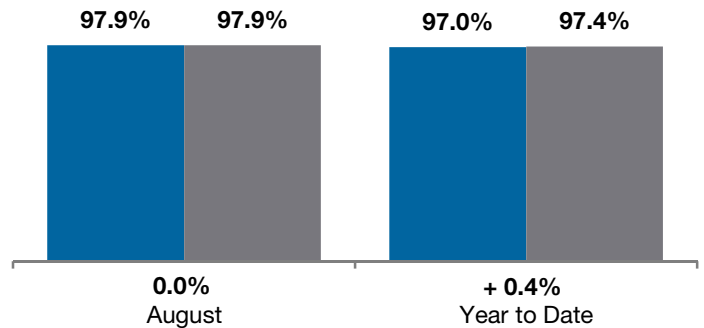
New Listings

■ 2015 ■ 2016



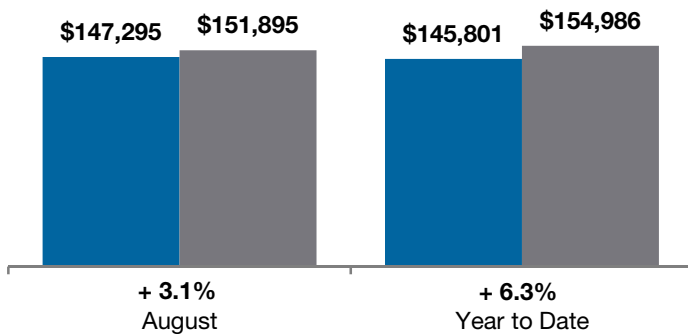
Pct of Last List Price Received

■ 2015 ■ 2016



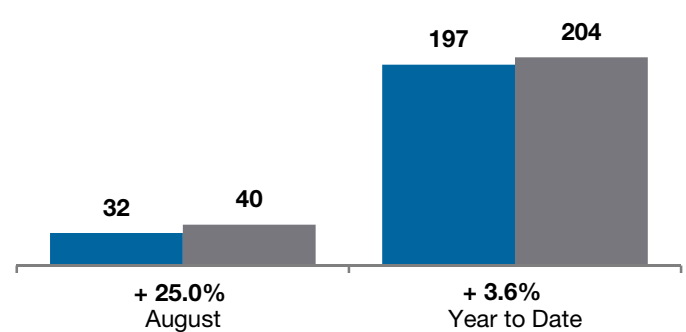
Average Sales Price

■ 2015 ■ 2016



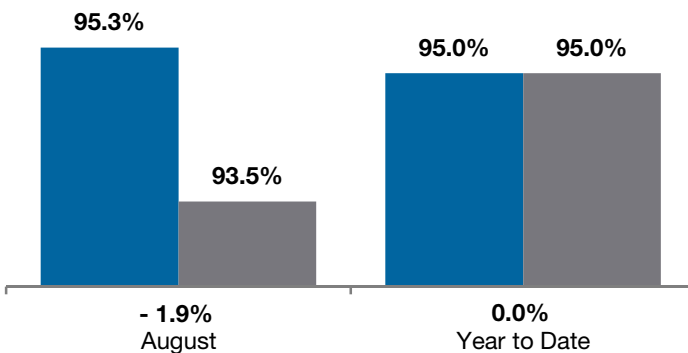
Single Family Sales

■ 2015 ■ 2016



Pct. of Orig. List Price Received

■ 2015 ■ 2016



Condo Sales

■ 2015 ■ 2016

