

Local Market Update – September 2016

A RESEARCH TOOL PROVIDED BY THE COLUMBUS REALTORS®
BASED ON RESIDENTIAL LISTING DATA ONLY



Canal Winchester City School District

Franklin and Fairfield Counties

September

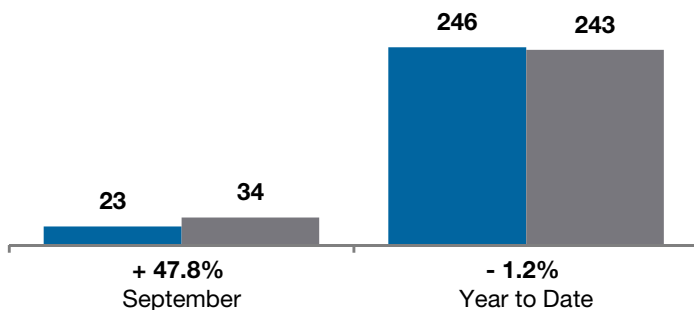
Year to Date

	2015	2016	+ / -	2015	2016	+ / -
Closed Sales	23	34	+ 47.8%	246	243	- 1.2%
In Contracts	--	35	--	--	276	--
Average Sales Price	\$180,791	\$184,775	+ 2.2%	\$174,822	\$189,047	+ 8.1%
Median Sales Price**	\$175,000	\$161,950	- 7.5%	\$160,250	\$171,000	+ 6.7%
Average Price per Square Foot**	\$96.87	\$97.84	+ 1.0%	\$92.26	\$100.63	+ 9.1%
Percent of Original List Price Received**	92.7%	96.4%	+ 4.0%	95.9%	97.5%	+ 1.7%
Percent of Last List Price Received**	96.4%	97.9%	+ 1.6%	97.4%	98.6%	+ 1.2%
Days on Market Until Sale	82	23	- 72.0%	54	39	- 27.8%
New Listings	26	22	- 15.4%	300	300	0.0%
Median List Price of New Listings	\$159,950	\$194,900	+ 21.9%	\$164,450	\$175,000	+ 6.4%
Median List Price at Time of Sale	\$181,900	\$163,450	- 10.1%	\$163,900	\$172,900	+ 5.5%
Inventory of Homes for Sale	--	37	--	--	--	--
Months Supply of Inventory	--	1.3	--	--	--	--

** Does not account for seller concessions.

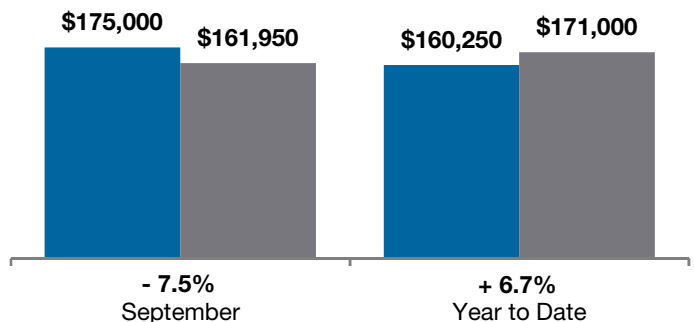
Closed Sales

■ 2015 ■ 2016

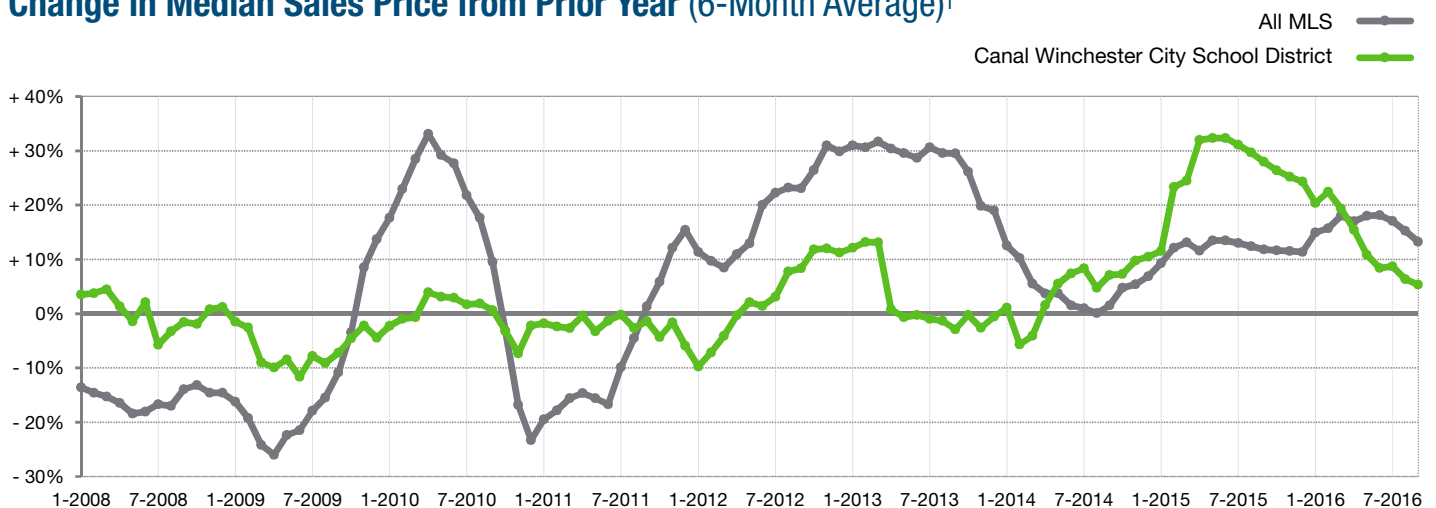


Median Sales Price

■ 2015 ■ 2016



Change in Median Sales Price from Prior Year (6-Month Average)†



† Each dot represents the change in median sales price from the prior year using a 6-month weighted average. This means that each of the 6 months used in a dot are proportioned according to their share of sales during that period. | Current as of October 12, 2016. All data from Columbus REALTORS® Multiple Listing Service (MLS). | Report © 2016 ShowingTime. | Page 1 of 2

Local Market Update – September 2016

A RESEARCH TOOL PROVIDED BY THE COLUMBUS REALTORS®
BASED ON RESIDENTIAL LISTING DATA ONLY

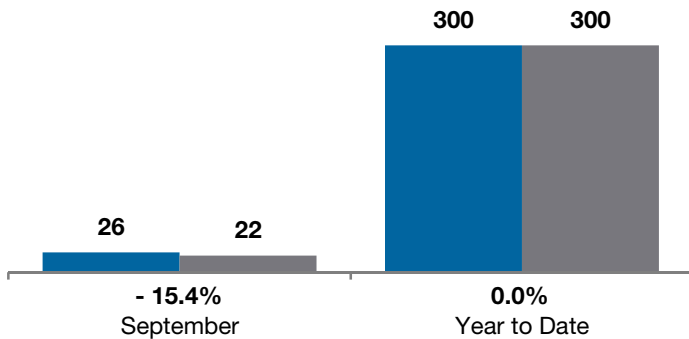


Canal Winchester City School District

Franklin and Fairfield Counties

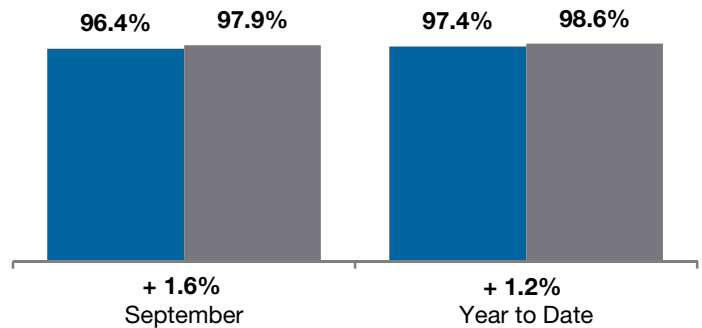
New Listings

■ 2015 ■ 2016



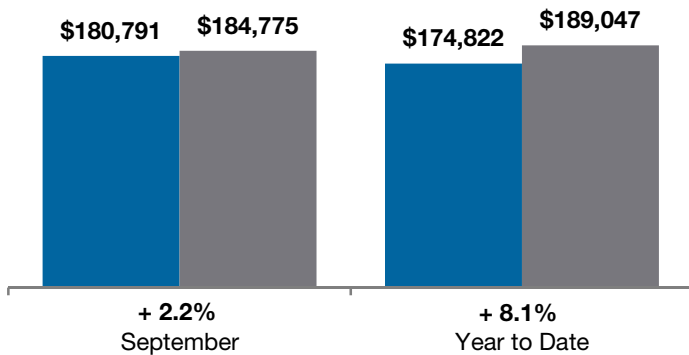
Pct of Last List Price Received

■ 2015 ■ 2016



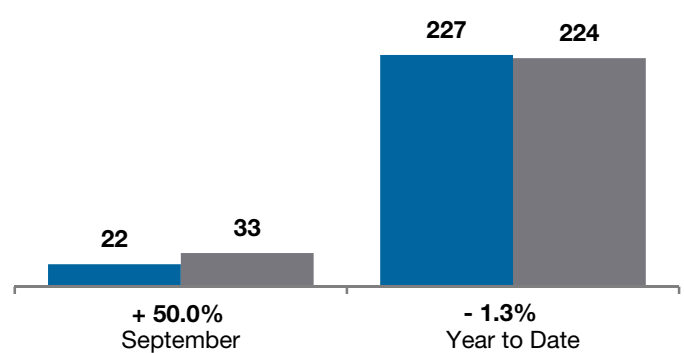
Average Sales Price

■ 2015 ■ 2016



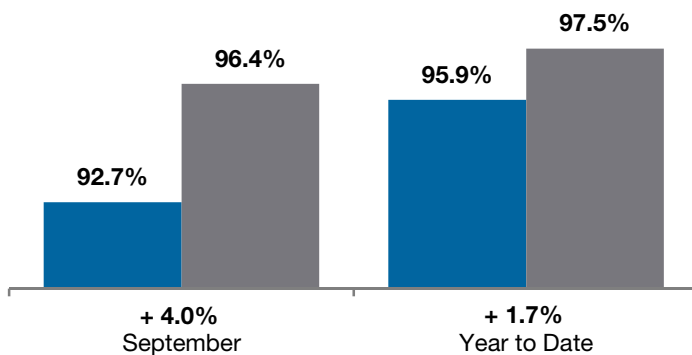
Single Family Sales

■ 2015 ■ 2016



Pct. of Orig. List Price Received

■ 2015 ■ 2016



Condo Sales

■ 2015 ■ 2016

