

Local Market Update – September 2016

A RESEARCH TOOL PROVIDED BY THE COLUMBUS REALTORS®
BASED ON RESIDENTIAL LISTING DATA ONLY



Gahanna (Corp.)

Franklin County

September

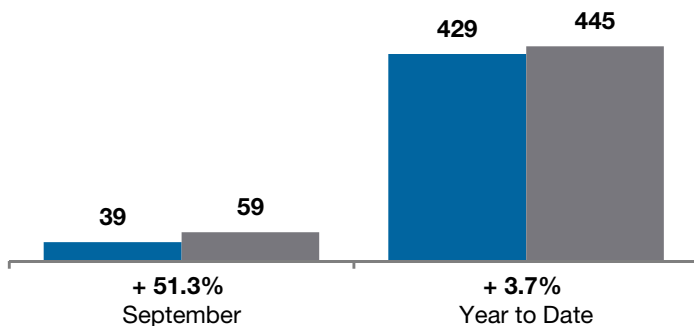
Year to Date

	2015	2016	+ / -	2015	2016	+ / -
Closed Sales	39	59	+ 51.3%	429	445	+ 3.7%
In Contracts	--	68	--	--	490	--
Average Sales Price	\$192,883	\$211,896	+ 9.9%	\$204,063	\$219,935	+ 7.8%
Median Sales Price**	\$177,380	\$192,000	+ 8.2%	\$185,000	\$199,000	+ 7.6%
Average Price per Square Foot**	\$109.15	\$115.64	+ 5.9%	\$106.73	\$114.80	+ 7.6%
Percent of Original List Price Received**	96.6%	97.5%	+ 0.9%	96.6%	98.0%	+ 1.4%
Percent of Last List Price Received**	97.5%	99.1%	+ 1.6%	98.0%	98.7%	+ 0.7%
Days on Market Until Sale	22	23	+ 4.5%	33	27	- 18.2%
New Listings	36	49	+ 36.1%	515	507	- 1.6%
Median List Price of New Listings	\$182,400	\$199,900	+ 9.6%	\$199,900	\$209,900	+ 5.0%
Median List Price at Time of Sale	\$184,800	\$195,500	+ 5.8%	\$189,000	\$199,900	+ 5.8%
Inventory of Homes for Sale	--	56	--	--	--	--
Months Supply of Inventory	--	1.1	--	--	--	--

** Does not account for seller concessions.

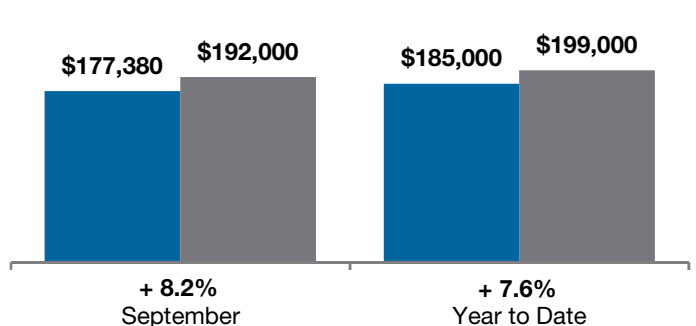
Closed Sales

■ 2015 ■ 2016



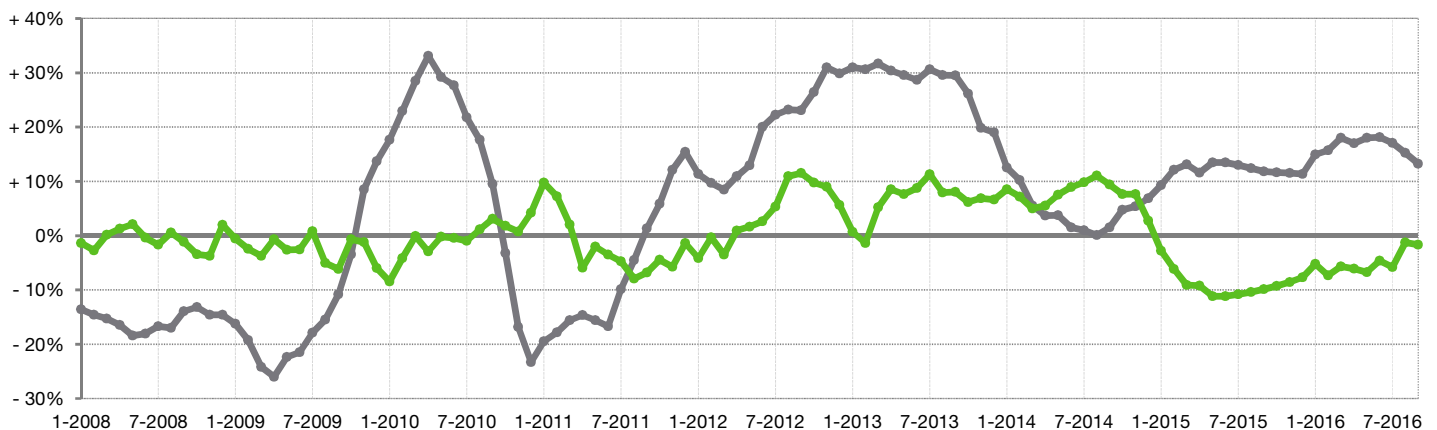
Median Sales Price

■ 2015 ■ 2016



Change in Median Sales Price from Prior Year (6-Month Average)†

All MLS — Gahanna (Corp.) —



† Each dot represents the change in median sales price from the prior year using a 6-month weighted average. This means that each of the 6 months used in a dot are proportioned according to their share of sales during that period. | Current as of October 12, 2016. All data from Columbus REALTORS® Multiple Listing Service (MLS). | Report © 2016 ShowingTime. | Page 1 of 2

Local Market Update – September 2016

A RESEARCH TOOL PROVIDED BY THE COLUMBUS REALTORS®
BASED ON RESIDENTIAL LISTING DATA ONLY

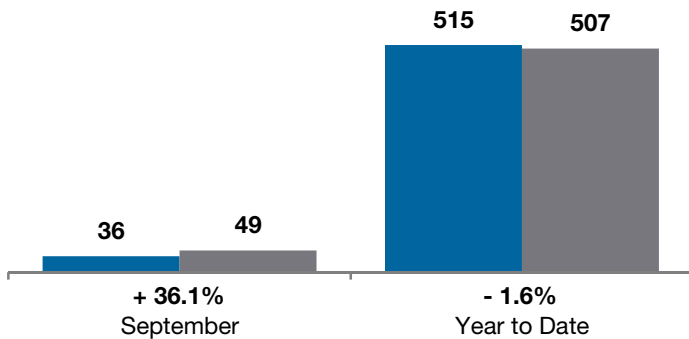


Gahanna (Corp.)

Franklin County

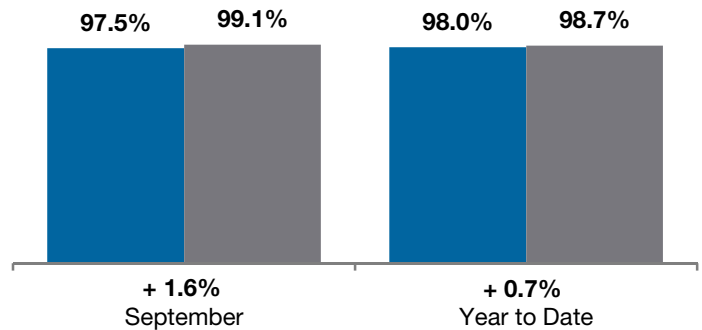
New Listings

■ 2015 ■ 2016



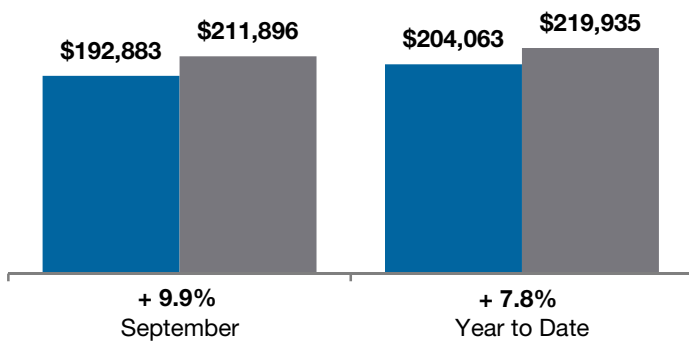
Pct of Last List Price Received

■ 2015 ■ 2016



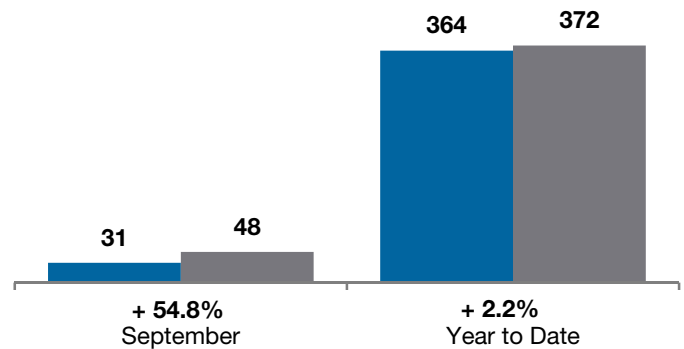
Average Sales Price

■ 2015 ■ 2016



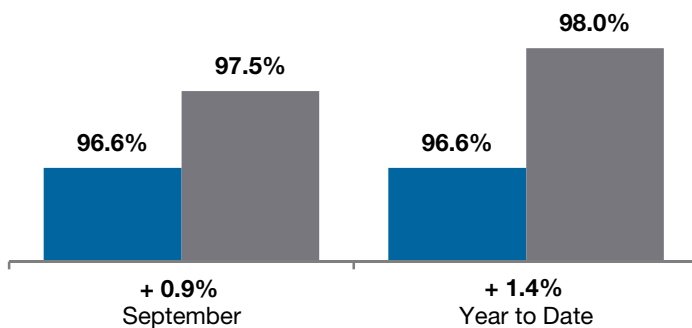
Single Family Sales

■ 2015 ■ 2016



Pct. of Orig. List Price Received

■ 2015 ■ 2016



Condo Sales

■ 2015 ■ 2016

