

Local Market Update – September 2016

A RESEARCH TOOL PROVIDED BY THE COLUMBUS REALTORS®
BASED ON RESIDENTIAL LISTING DATA ONLY



Muskingum County

September

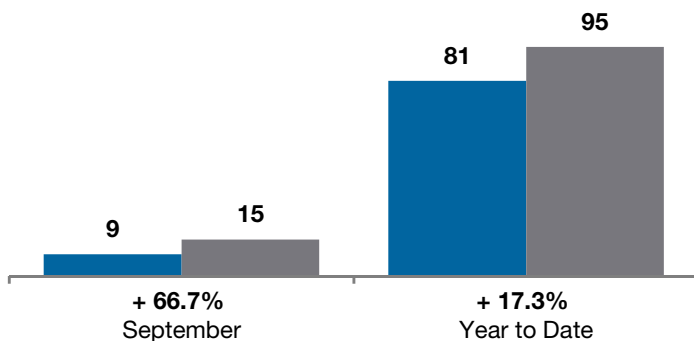
Year to Date

	2015	2016	+ / -	2015	2016	+ / -
Closed Sales	9	15	+ 66.7%	81	95	+ 17.3%
In Contracts	--	13	--	--	104	--
Average Sales Price	\$172,200	\$181,907	+ 5.6%	\$142,392	\$160,550	+ 12.8%
Median Sales Price**	\$45,000	\$156,000	+ 246.7%	\$105,000	\$132,450	+ 26.1%
Average Price per Square Foot**	\$72.36	\$75.87	+ 4.9%	\$71.83	\$78.33	+ 9.0%
Percent of Original List Price Received**	84.9%	89.9%	+ 5.9%	90.2%	92.4%	+ 2.4%
Percent of Last List Price Received**	89.5%	96.9%	+ 8.3%	94.1%	96.5%	+ 2.6%
Days on Market Until Sale	75	80	+ 6.7%	89	84	- 5.6%
New Listings	23	17	- 26.1%	177	172	- 2.8%
Median List Price of New Listings	\$126,900	\$129,900	+ 2.4%	\$128,400	\$154,900	+ 20.6%
Median List Price at Time of Sale	\$56,700	\$161,400	+ 184.7%	\$112,450	\$135,950	+ 20.9%
Inventory of Homes for Sale	--	72	--	--	--	--
Months Supply of Inventory	--	6.5	--	--	--	--

** Does not account for seller concessions.

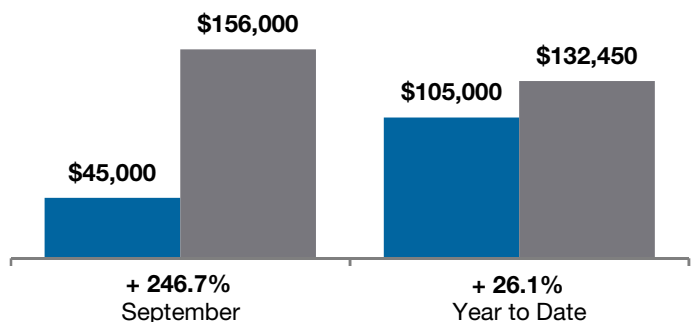
Closed Sales

■ 2015 ■ 2016



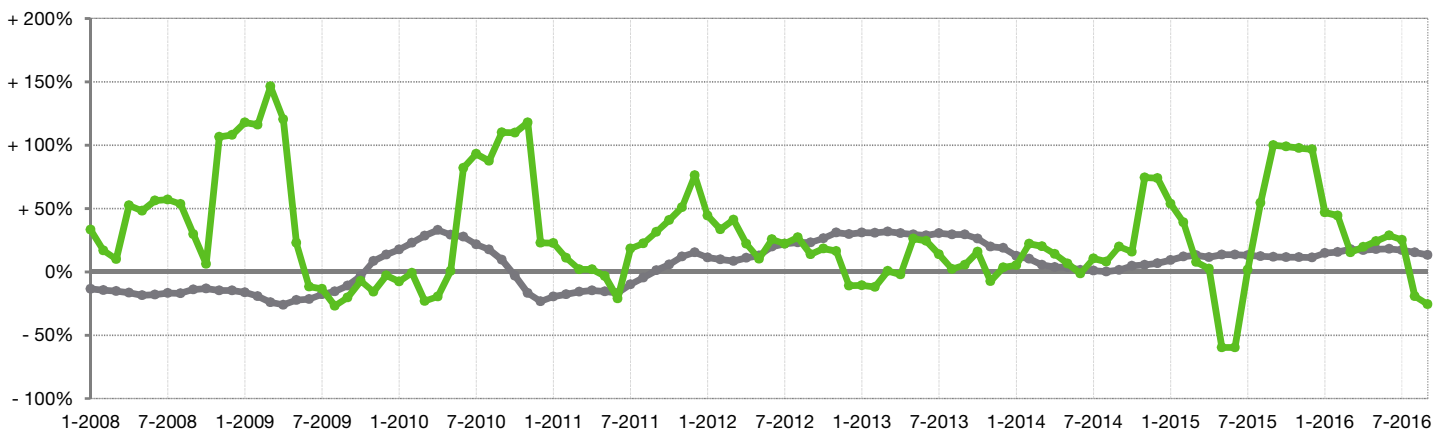
Median Sales Price

■ 2015 ■ 2016



Change in Median Sales Price from Prior Year (6-Month Average)†

All MLS — Muskingum County —



† Each dot represents the change in median sales price from the prior year using a 6-month weighted average. This means that each of the 6 months used in a dot are proportioned according to their share of sales during that period. | Current as of October 12, 2016. All data from Columbus REALTORS® Multiple Listing Service (MLS). | Report © 2016 ShowingTime. | Page 1 of 2

Local Market Update – September 2016

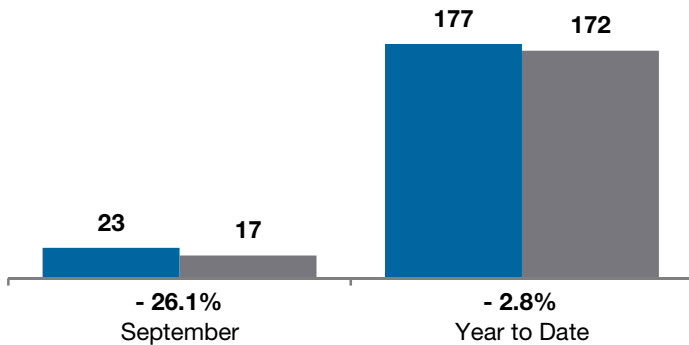
A RESEARCH TOOL PROVIDED BY THE COLUMBUS REALTORS®
BASED ON RESIDENTIAL LISTING DATA ONLY



Muskingum County

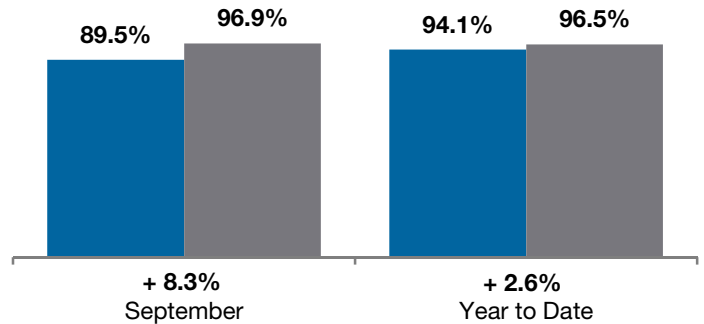
New Listings

■ 2015 ■ 2016



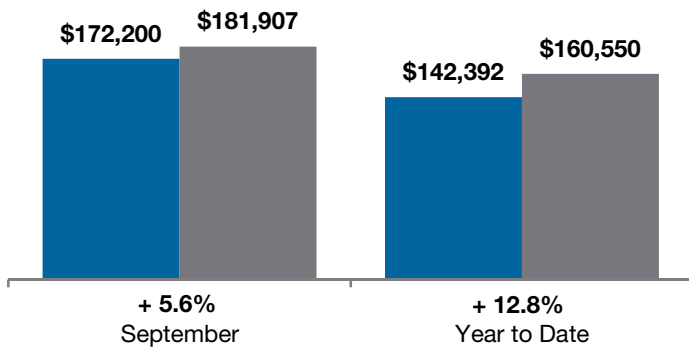
Pct of Last List Price Received

■ 2015 ■ 2016



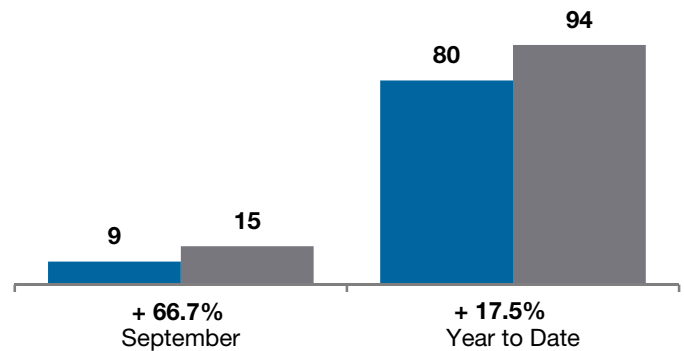
Average Sales Price

■ 2015 ■ 2016



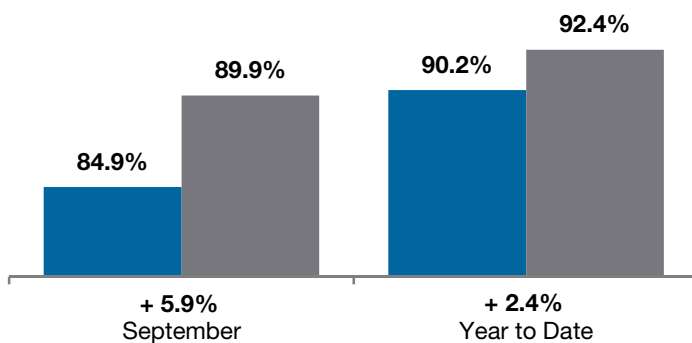
Single Family Sales

■ 2015 ■ 2016



Pct. of Orig. List Price Received

■ 2015 ■ 2016



Condo Sales

■ 2015 ■ 2016

