Local Market Update – September 2016

A RESEARCH TOOL PROVIDED BY THE **COLUMBUS REALTORS®**
BASED ON RESIDENTIAL LISTING DATA ONLY

COLUMBUS REALTORS®

Pickerington (Corp.)

Franklin and Fairfield Counties

	September			Year to Date		
	2015	2016	+ / –	2015	2016	+ / –
Closed Sales	40	**39**	- 2.5%	277	**358**	+ 29.2%
In Contracts	--	**44**	--	--	**388**	--
Average Sales Price	$197,507	**$198,599**	+ 0.6%	$193,754	**$206,256**	+ 6.5%
Median Sales Price**	$187,250	**$204,000**	+ 8.9%	$188,000	**$205,454**	+ 9.3%
Average Price per Square Foot**	$91.53	**$98.63**	+ 7.8%	$90.82	**$96.66**	+ 6.4%
Percent of Original List Price Received**	96.1%	**97.0%**	+ 0.9%	96.6%	**97.6%**	+ 1.0%
Percent of Last List Price Received**	98.4%	**98.6%**	+ 0.2%	98.3%	**98.7%**	+ 0.4%
Days on Market Until Sale	29	**23**	- 20.7%	47	**36**	- 23.4%
New Listings	43	**46**	+ 7.0%	361	**389**	+ 7.8%
Median List Price of New Listings	$205,825	**$209,650**	+ 1.9%	$193,700	**$209,900**	+ 8.4%
Median List Price at Time of Sale	$189,900	**$207,900**	+ 9.5%	$191,970	**$209,700**	+ 9.2%
Inventory of Homes for Sale	--	**54**	--	--	--	--
Months Supply of Inventory	--	**1.4**	--	--	--	--

** Does not account for seller concessions.

Closed Sales

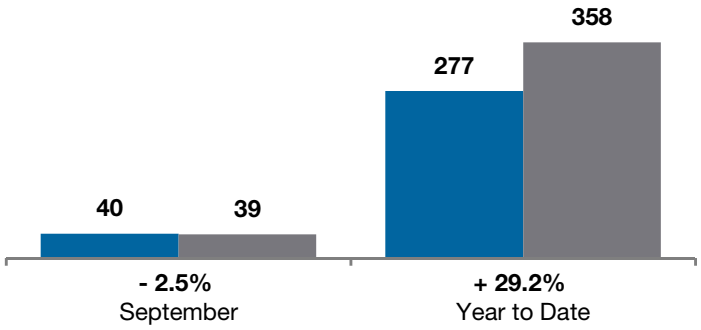

Median Sales Price

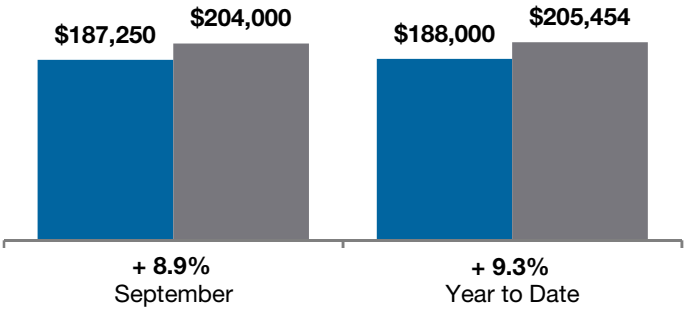

Change in Median Sales Price from Prior Year (6-Month Average)†

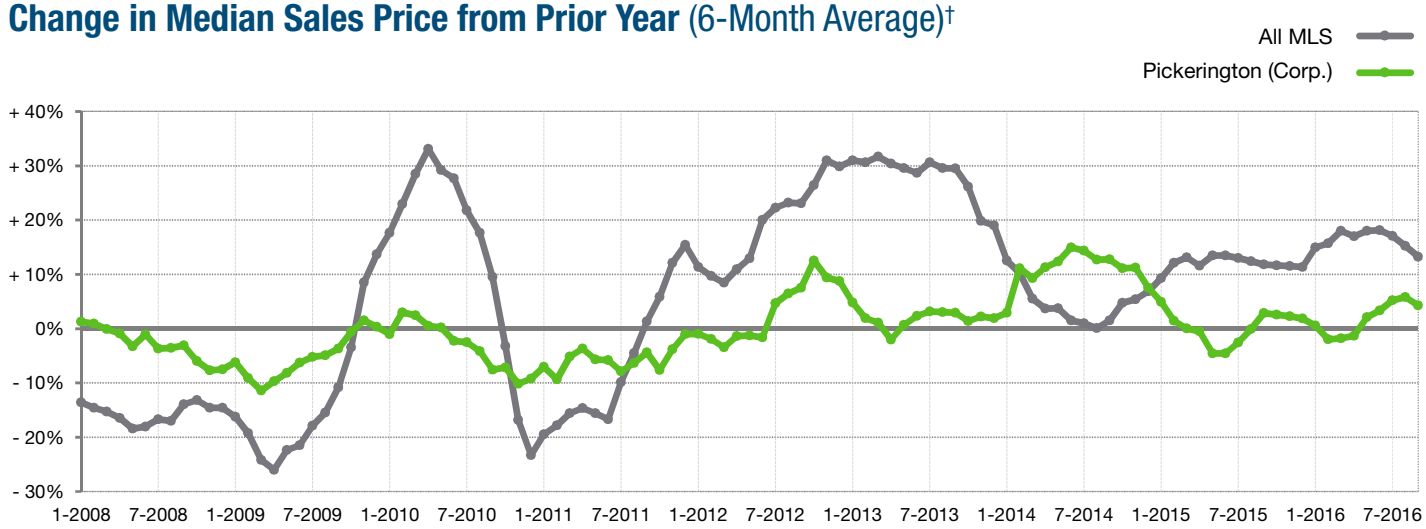

† Each dot represents the change in median sales price from the prior year using a 6-month weighted average. This means that each of the 6 months used in a dot are proportioned according to their share of sales during that period. | Current as of October 12, 2016. All data from Columbus REALTORS® Multiple Listing Service (MLS). | Report © 2016 ShowingTime. |

Pickerington (Corp.)

Franklin and Fairfield Counties

New Listings

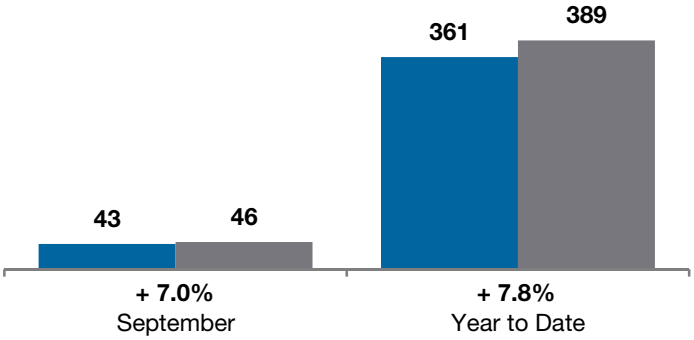

Pct of Last List Price Received

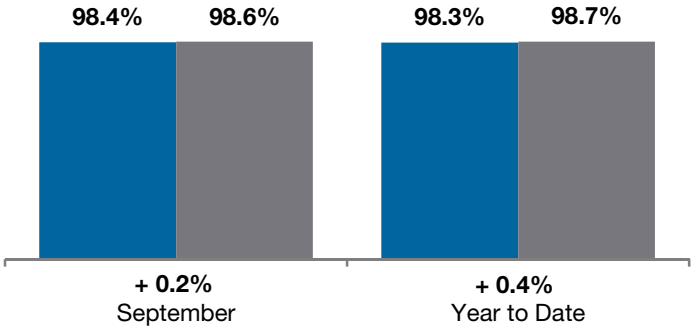

Average Sales Price

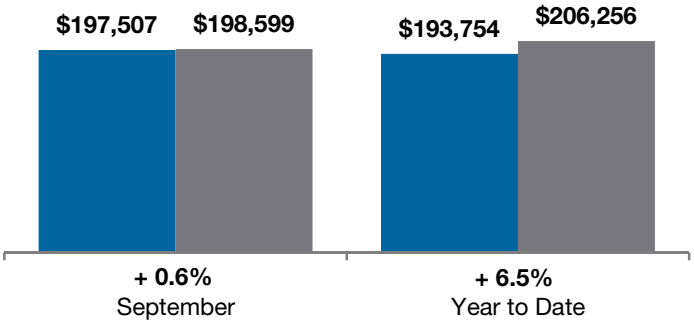

Single Family Sales

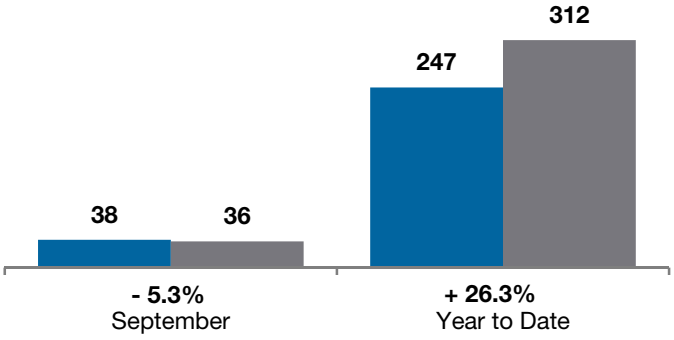

Pct. of Orig. List Price Received

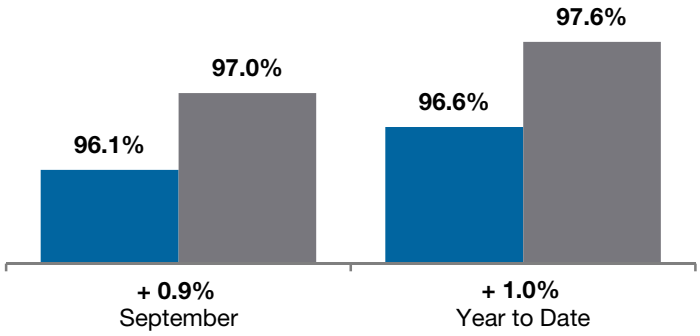
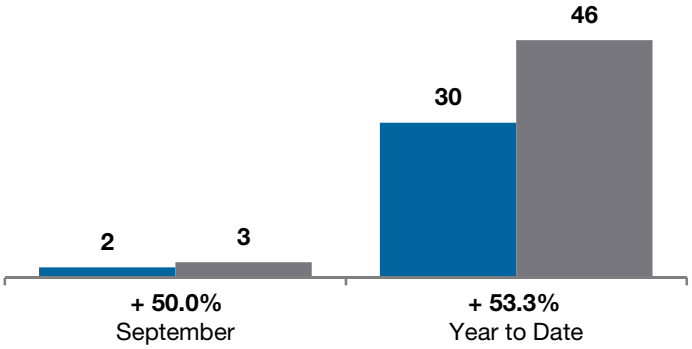
Condo Sales