

# Local Market Update – October 2016

A RESEARCH TOOL PROVIDED BY THE COLUMBUS REALTORS®  
BASED ON RESIDENTIAL LISTING DATA ONLY



## Delaware County

### October

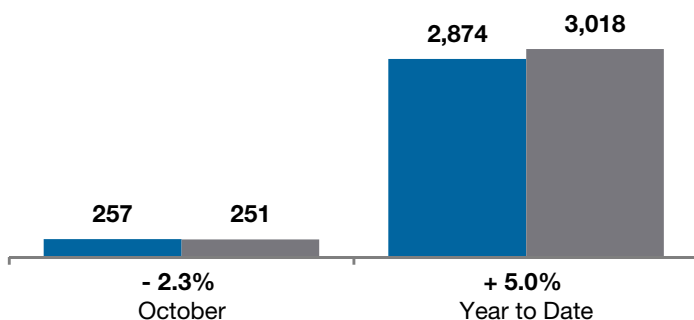
### Year to Date

	2015	2016	+ / -	2015	2016	+ / -
Closed Sales	257	251	- 2.3%	2,874	3,018	+ 5.0%
In Contracts	--	315	--	--	3,180	--
Average Sales Price	\$288,407	\$305,498	+ 5.9%	\$302,023	\$311,424	+ 3.1%
Median Sales Price**	\$257,000	\$270,000	+ 5.1%	\$270,000	\$280,730	+ 4.0%
Average Price per Square Foot**	\$122.57	\$131.91	+ 7.6%	\$124.56	\$131.31	+ 5.4%
Percent of Original List Price Received**	95.6%	97.3%	+ 1.8%	96.3%	97.1%	+ 0.8%
Percent of Last List Price Received**	98.0%	98.9%	+ 0.9%	97.9%	98.5%	+ 0.6%
Days on Market Until Sale	54	37	- 31.5%	52	45	- 13.5%
New Listings	294	315	+ 7.1%	3,740	3,760	+ 0.5%
Median List Price of New Listings	\$269,900	\$297,500	+ 10.2%	\$299,800	\$308,000	+ 2.7%
Median List Price at Time of Sale	\$259,900	\$272,500	+ 4.8%	\$274,900	\$284,900	+ 3.6%
Inventory of Homes for Sale	--	706	--	--	--	--
Months Supply of Inventory	--	2.4	--	--	--	--

\*\* Does not account for seller concessions.

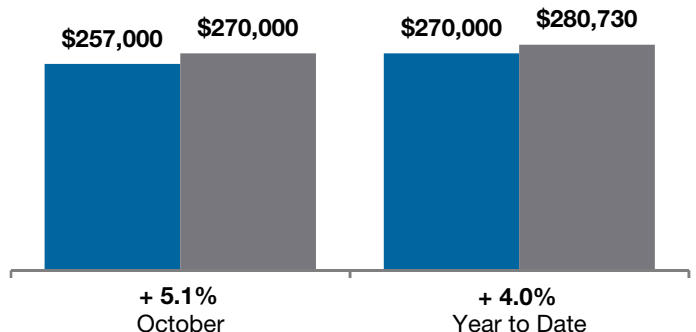
### Closed Sales

■ 2015 ■ 2016

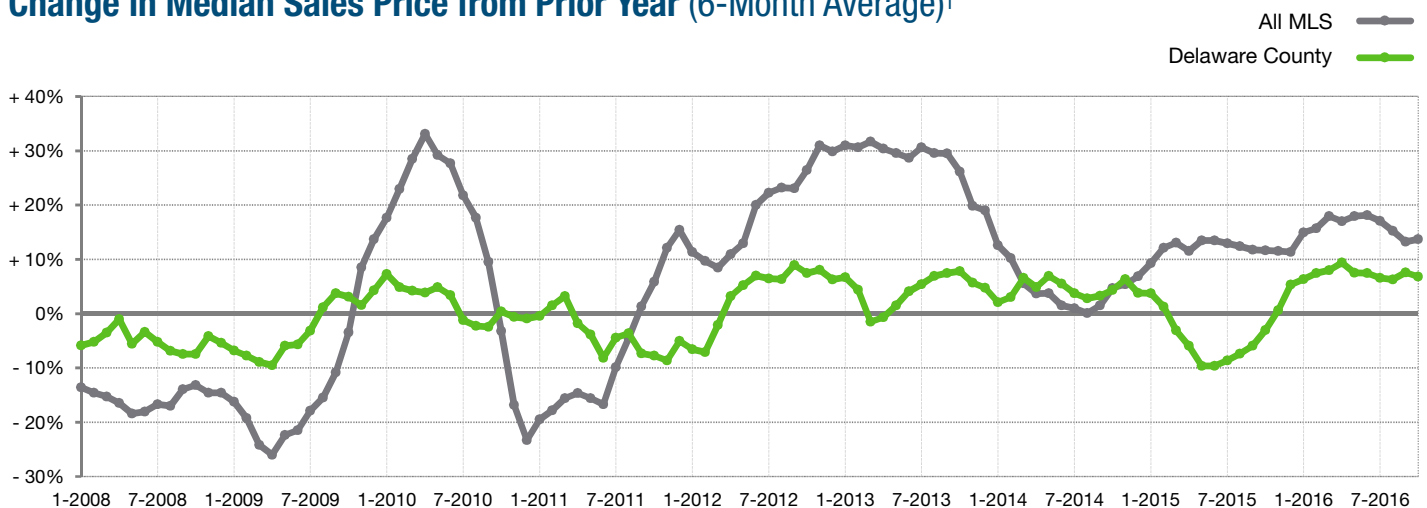


### Median Sales Price

■ 2015 ■ 2016



### Change in Median Sales Price from Prior Year (6-Month Average)†



† Each dot represents the change in median sales price from the prior year using a 6-month weighted average. This means that each of the 6 months used in a dot are proportioned according to their share of sales during that period. | Current as of November 13, 2016. All data from Columbus REALTORS® Multiple Listing Service (MLS). | Report © 2016 ShowingTime. | Page 1 of 2

# Local Market Update – October 2016

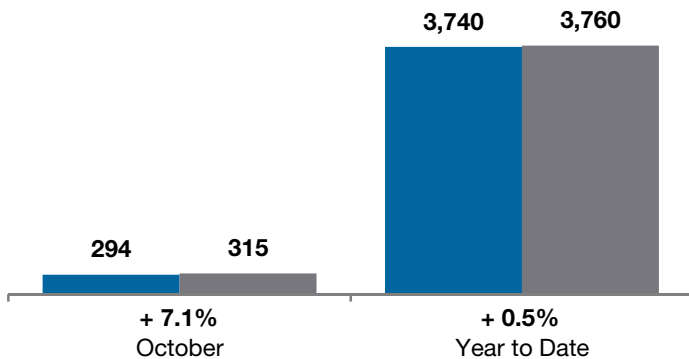
A RESEARCH TOOL PROVIDED BY THE COLUMBUS REALTORS®  
BASED ON RESIDENTIAL LISTING DATA ONLY



## Delaware County

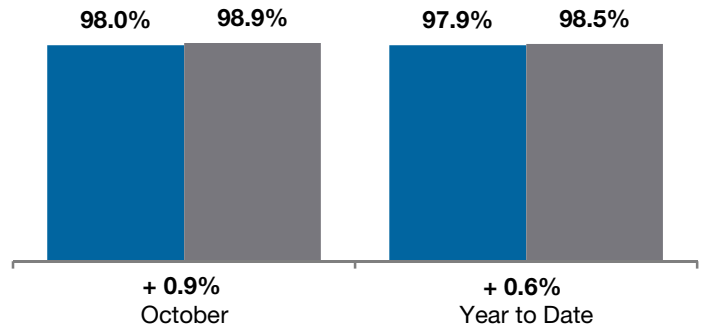
### New Listings

■ 2015 ■ 2016



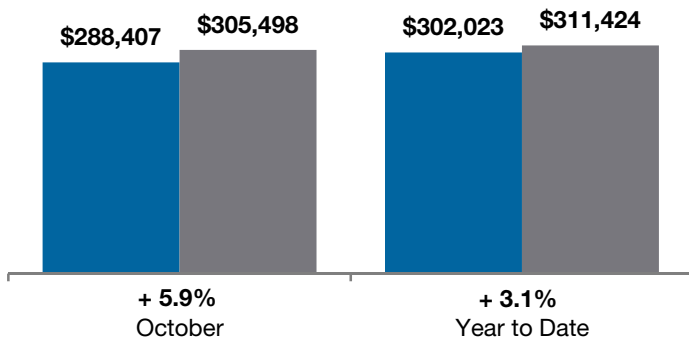
### Pct of Last List Price Received

■ 2015 ■ 2016



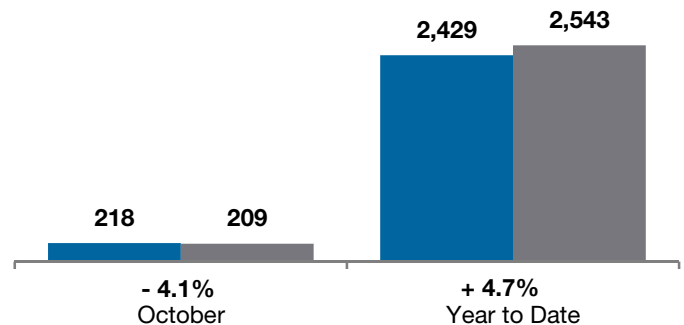
### Average Sales Price

■ 2015 ■ 2016



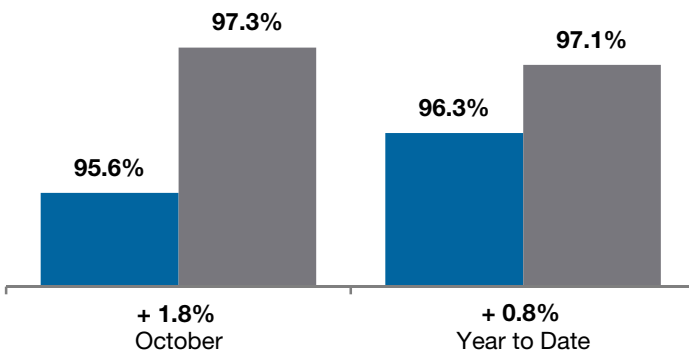
### Single Family Sales

■ 2015 ■ 2016



### Pct. of Orig. List Price Received

■ 2015 ■ 2016



### Condo Sales

■ 2015 ■ 2016

