

# Local Market Update – December 2016

A RESEARCH TOOL PROVIDED BY THE COLUMBUS REALTORS®  
BASED ON RESIDENTIAL LISTING DATA ONLY



## Entire MLS

Includes all of Franklin, Delaware, Fayette, Licking, Madison, Morrow, Pickaway and Union Counties, and parts of Athens, Champagne, Clark, Clinton, Fairfield, Hocking, Knox, Logan, Marion, Muskingum, Perry and Ross Counties

### December

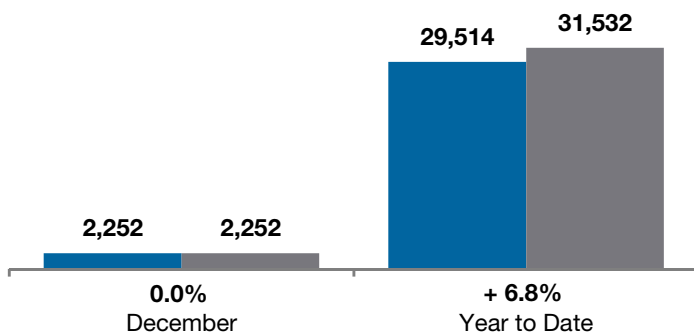
### Year to Date

	2015	2016	+ / -	2015	2016	+ / -
Closed Sales	2,252	2,252	0.0%	29,514	31,532	+ 6.8%
In Contracts	--	1,986	--	--	32,209	--
Average Sales Price	\$183,077	\$196,225	+ 7.2%	\$191,136	\$202,224	+ 5.8%
Median Sales Price**	\$154,900	\$163,000	+ 5.2%	\$159,900	\$170,000	+ 6.3%
Average Price per Square Foot**	\$98.61	\$107.87	+ 9.1%	\$101.38	\$108.35	+ 6.9%
Percent of Original List Price Received**	94.0%	95.8%	+ 1.9%	95.0%	96.4%	+ 1.5%
Percent of Last List Price Received**	96.9%	97.9%	+ 1.0%	97.2%	98.1%	+ 0.9%
Days on Market Until Sale	56	45	- 19.6%	55	43	- 21.8%
New Listings	1,506	1,468	- 2.5%	37,046	36,960	- 0.2%
Median List Price of New Listings	\$145,000	\$149,900	+ 3.4%	\$164,900	\$174,900	+ 6.1%
Median List Price at Time of Sale	\$157,894	\$166,950	+ 5.7%	\$162,900	\$171,900	+ 5.5%
Inventory of Homes for Sale	--	4,653	--	--	--	--
Months Supply of Inventory	--	1.7	--	--	--	--

\*\* Does not account for seller concessions.

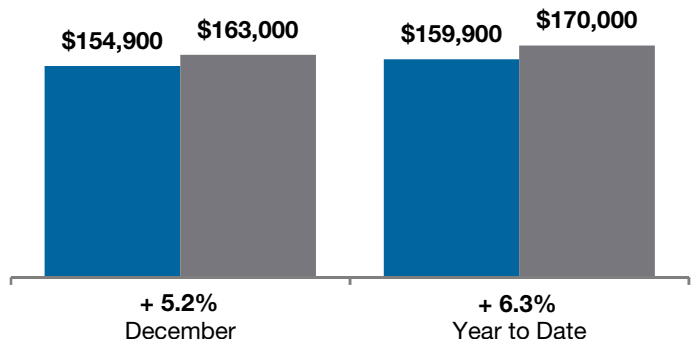
### Closed Sales

■ 2015 ■ 2016



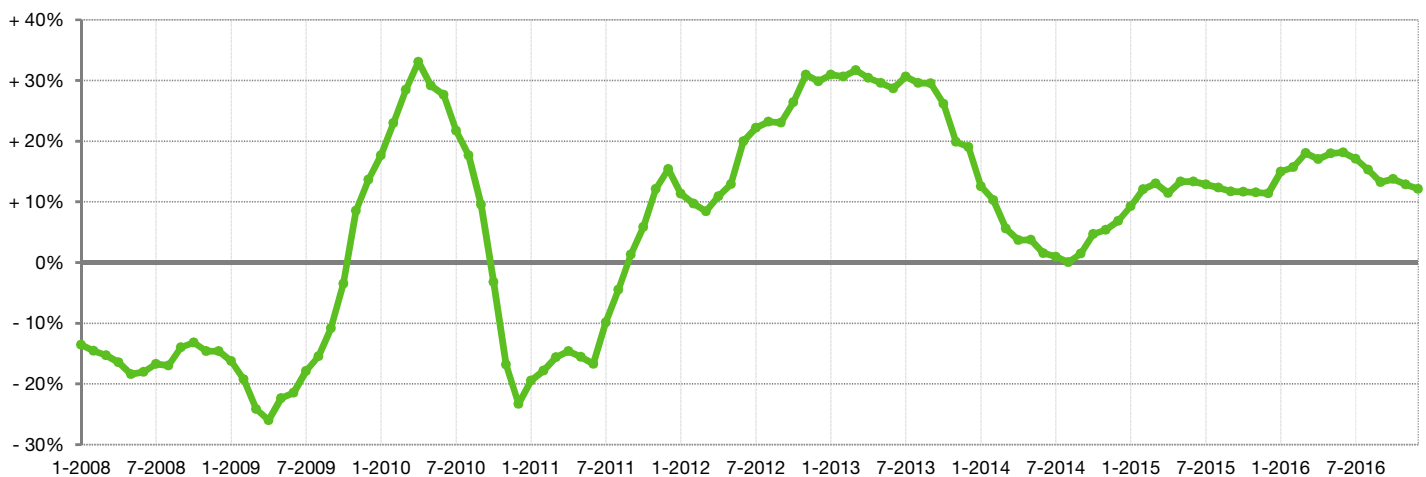
### Median Sales Price

■ 2015 ■ 2016



### Change in Median Sales Price from Prior Year (6-Month Average)†

Entire MLS —



† Each dot represents the change in median sales price from the prior year using a 6-month weighted average. This means that each of the 6 months used in a dot are proportioned according to their share of sales during that period. | Current as of January 12, 2017. All data from Columbus REALTORS® Multiple Listing Service (MLS). | Report © 2017 ShowingTime. | Page 1 of 2

# Local Market Update – December 2016

A RESEARCH TOOL PROVIDED BY THE COLUMBUS REALTORS®  
BASED ON RESIDENTIAL LISTING DATA ONLY

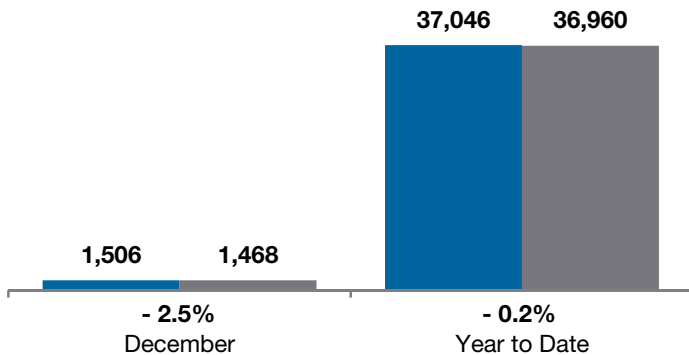


## Entire MLS

Includes all of Franklin, Delaware, Fayette, Licking, Madison, Morrow, Pickaway and Union Counties, and parts of Athens, Champagne, Clark, Clinton, Fairfield, Hocking, Knox, Logan, Marion, Muskingum, Perry and Ross Counties

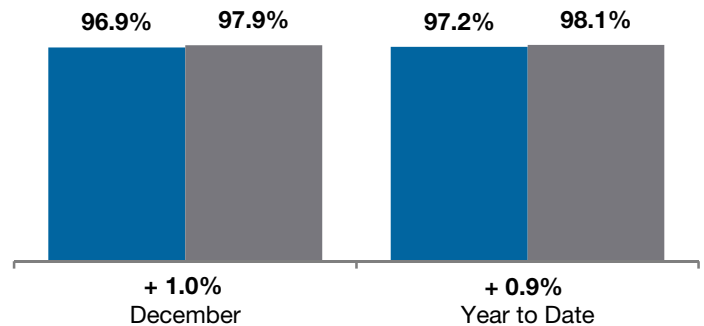
### New Listings

■ 2015 ■ 2016



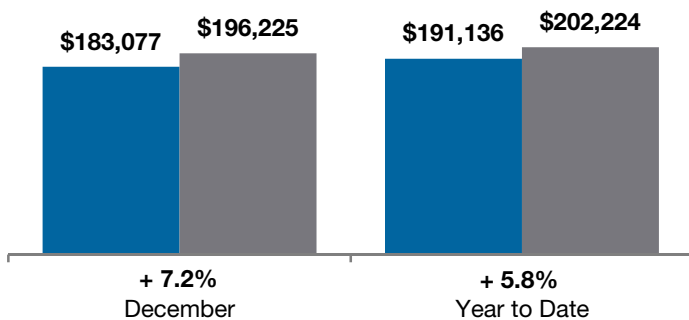
### Pct of Last List Price Received

■ 2015 ■ 2016



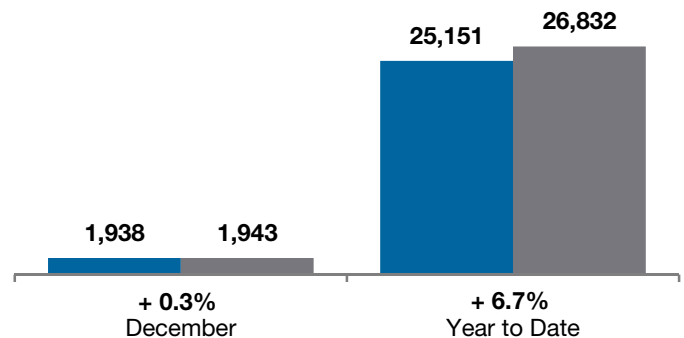
### Average Sales Price

■ 2015 ■ 2016



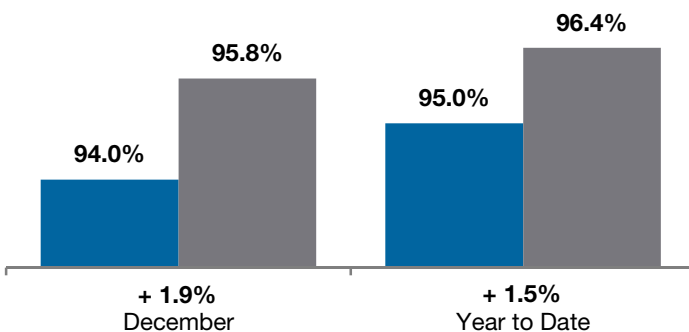
### Single Family Sales

■ 2015 ■ 2016



### Pct. of Orig. List Price Received

■ 2015 ■ 2016



### Condo Sales

■ 2015 ■ 2016

