

Local Market Update – December 2016

A RESEARCH TOOL PROVIDED BY THE COLUMBUS REALTORS®
BASED ON RESIDENTIAL LISTING DATA ONLY



Gahanna (Corp.)

Franklin County

December

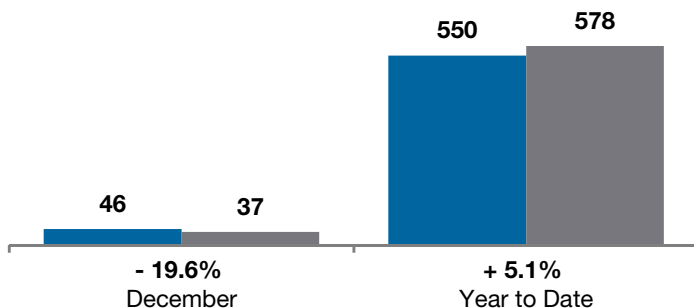
Year to Date

	2015	2016	+ / -	2015	2016	+ / -
Closed Sales	46	37	- 19.6%	550	578	+ 5.1%
In Contracts	--	24	--	--	576	--
Average Sales Price	\$225,392	\$185,719	- 17.6%	\$206,601	\$217,553	+ 5.3%
Median Sales Price**	\$195,000	\$170,000	- 12.8%	\$185,000	\$199,900	+ 8.1%
Average Price per Square Foot**	\$105.28	\$116.04	+ 10.2%	\$106.51	\$114.86	+ 7.8%
Percent of Original List Price Received**	95.1%	98.8%	+ 3.9%	96.0%	97.7%	+ 1.8%
Percent of Last List Price Received**	98.0%	100.0%	+ 2.0%	97.8%	98.7%	+ 0.9%
Days on Market Until Sale	43	23	- 46.5%	36	27	- 25.0%
New Listings	26	15	- 42.3%	617	609	- 1.3%
Median List Price of New Listings	\$179,450	\$169,900	- 5.3%	\$195,000	\$209,900	+ 7.6%
Median List Price at Time of Sale	\$200,900	\$179,000	- 10.9%	\$189,250	\$199,900	+ 5.6%
Inventory of Homes for Sale	--	46	--	--	--	--
Months Supply of Inventory	--	1.0	--	--	--	--

** Does not account for seller concessions.

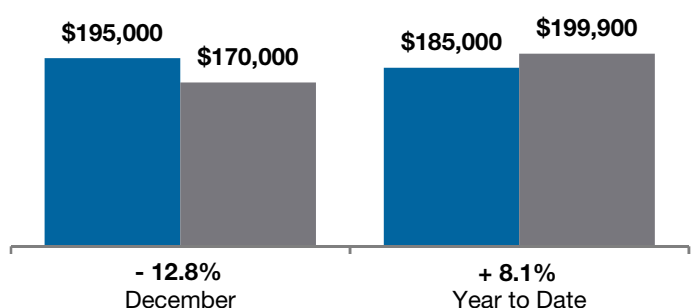
Closed Sales

■ 2015 ■ 2016



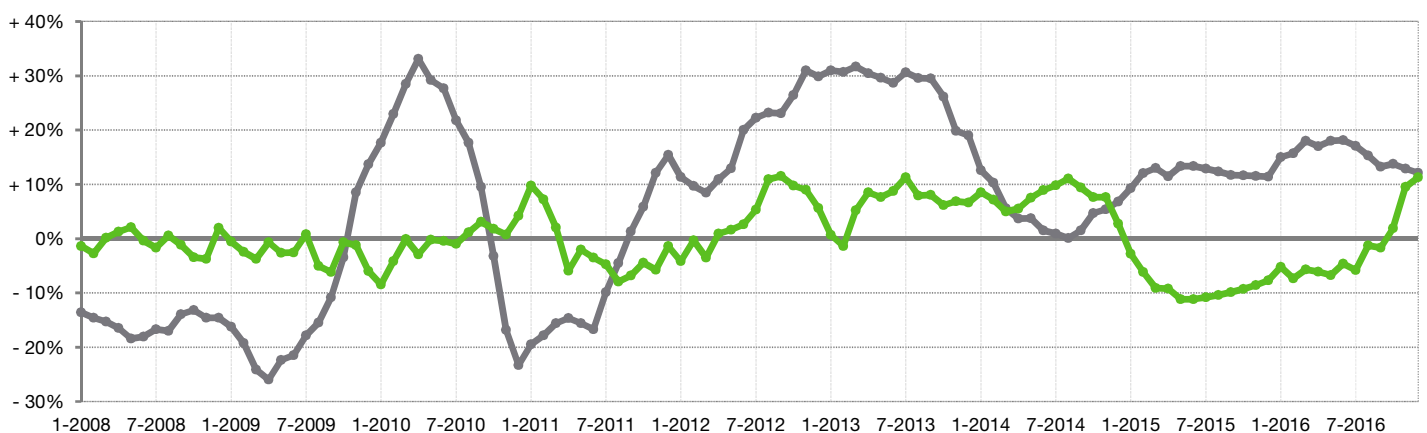
Median Sales Price

■ 2015 ■ 2016



Change in Median Sales Price from Prior Year (6-Month Average)†

All MLS — Gahanna (Corp.) —



† Each dot represents the change in median sales price from the prior year using a 6-month weighted average. This means that each of the 6 months used in a dot are proportioned according to their share of sales during that period. | Current as of January 12, 2017. All data from Columbus REALTORS® Multiple Listing Service (MLS). | Report © 2017 ShowingTime. | Page 1 of 2

Local Market Update – December 2016

A RESEARCH TOOL PROVIDED BY THE COLUMBUS REALTORS®
BASED ON RESIDENTIAL LISTING DATA ONLY

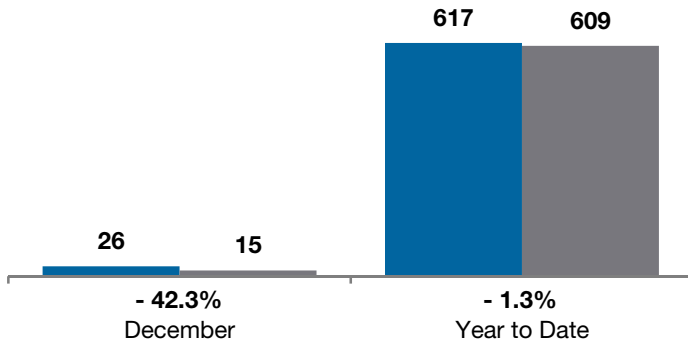


Gahanna (Corp.)

Franklin County

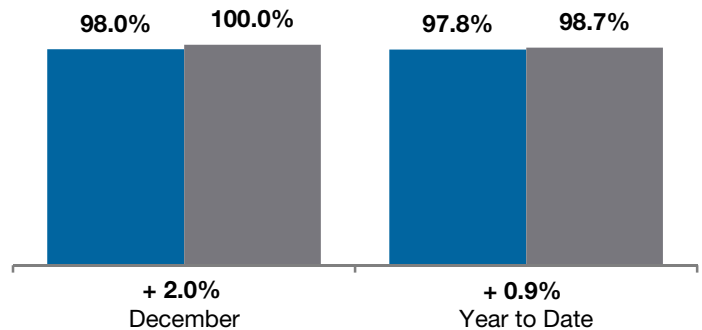
New Listings

■ 2015 ■ 2016



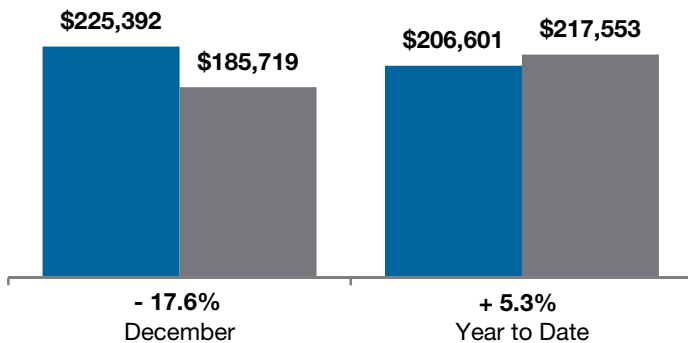
Pct of Last List Price Received

■ 2015 ■ 2016



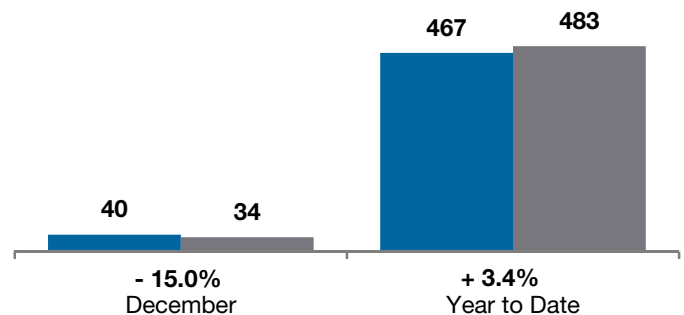
Average Sales Price

■ 2015 ■ 2016



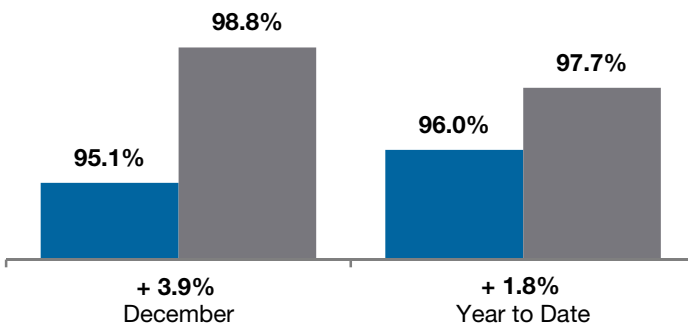
Single Family Sales

■ 2015 ■ 2016



Pct. of Orig. List Price Received

■ 2015 ■ 2016



Condo Sales

■ 2015 ■ 2016

