

Local Market Update – December 2016

A RESEARCH TOOL PROVIDED BY THE COLUMBUS REALTORS®
BASED ON RESIDENTIAL LISTING DATA ONLY



Hilliard (Corp.)

Franklin County

December

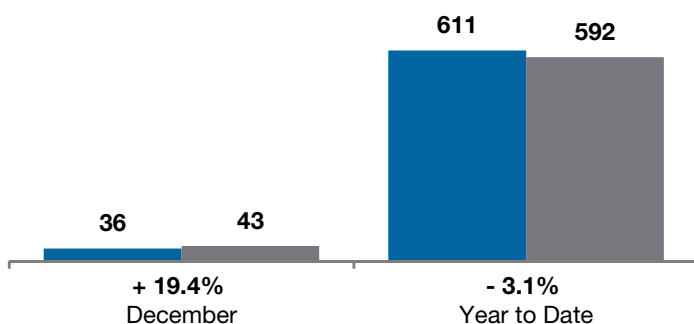
Year to Date

	2015	2016	+ / -	2015	2016	+ / -
Closed Sales	36	43	+ 19.4%	611	592	- 3.1%
In Contracts	--	27	--	--	590	--
Average Sales Price	\$220,011	\$258,133	+ 17.3%	\$233,600	\$245,729	+ 5.2%
Median Sales Price**	\$215,000	\$275,000	+ 27.9%	\$225,000	\$237,500	+ 5.6%
Average Price per Square Foot**	\$112.21	\$124.25	+ 10.7%	\$115.87	\$122.36	+ 5.6%
Percent of Original List Price Received**	94.6%	96.8%	+ 2.3%	97.0%	97.9%	+ 0.9%
Percent of Last List Price Received**	97.2%	98.2%	+ 1.0%	98.3%	98.9%	+ 0.6%
Days on Market Until Sale	44	28	- 36.4%	44	35	- 20.5%
New Listings	22	22	0.0%	696	604	- 13.2%
Median List Price of New Listings	\$194,950	\$269,000	+ 38.0%	\$239,900	\$239,950	+ 0.0%
Median List Price at Time of Sale	\$222,400	\$274,900	+ 23.6%	\$229,900	\$236,450	+ 2.8%
Inventory of Homes for Sale	--	40	--	--	--	--
Months Supply of Inventory	--	0.8	--	--	--	--

** Does not account for seller concessions.

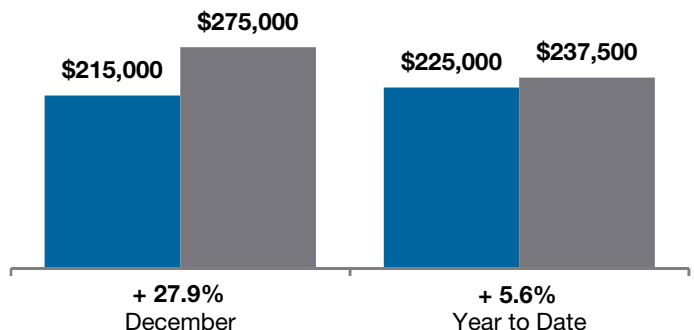
Closed Sales

■ 2015 ■ 2016

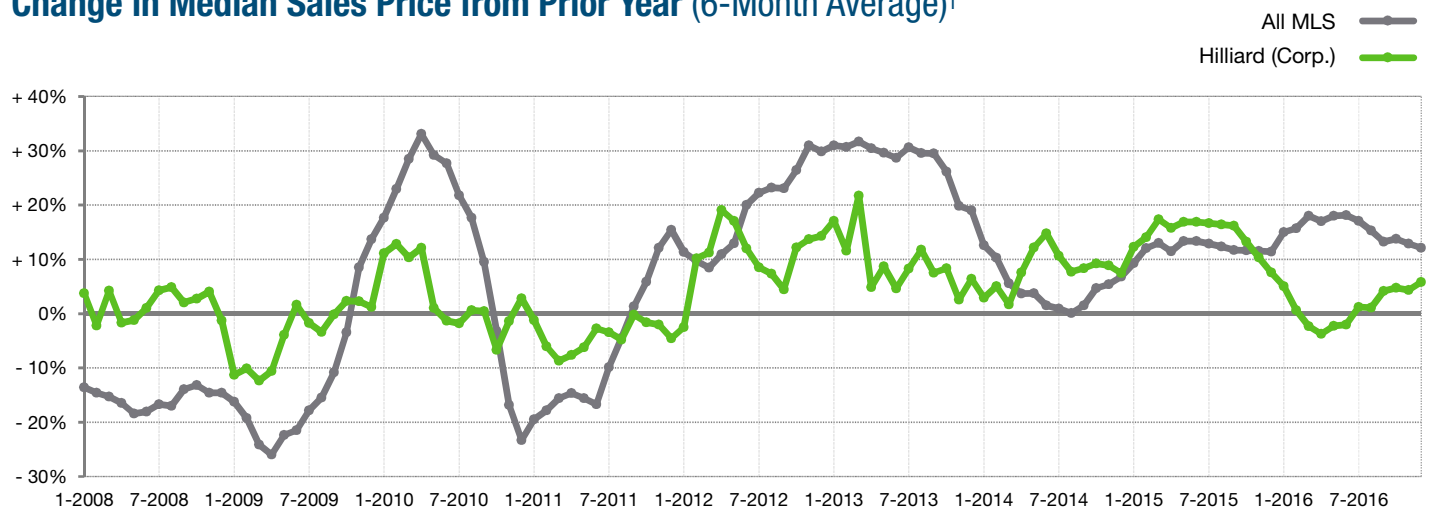


Median Sales Price

■ 2015 ■ 2016



Change in Median Sales Price from Prior Year (6-Month Average)†



† Each dot represents the change in median sales price from the prior year using a 6-month weighted average. This means that each of the 6 months used in a dot are proportioned according to their share of sales during that period. | Current as of January 12, 2017. All data from Columbus REALTORS® Multiple Listing Service (MLS). | Report © 2017 ShowingTime. | Page 1 of 2

Local Market Update – December 2016

A RESEARCH TOOL PROVIDED BY THE COLUMBUS REALTORS®
BASED ON RESIDENTIAL LISTING DATA ONLY

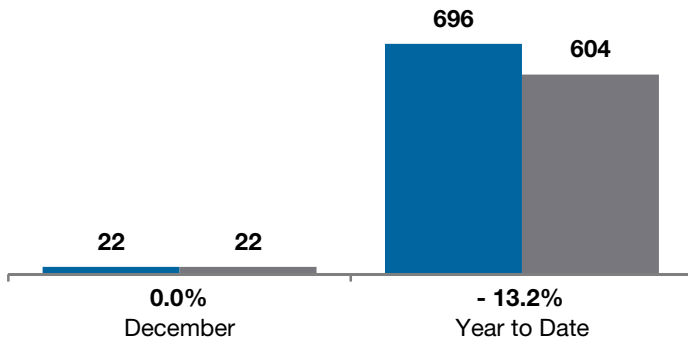


Hilliard (Corp.)

Franklin County

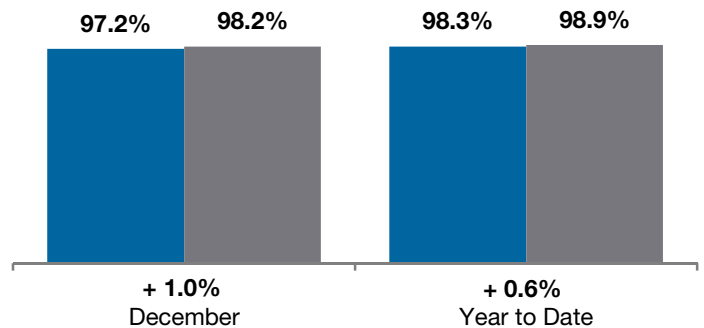
New Listings

■ 2015 ■ 2016



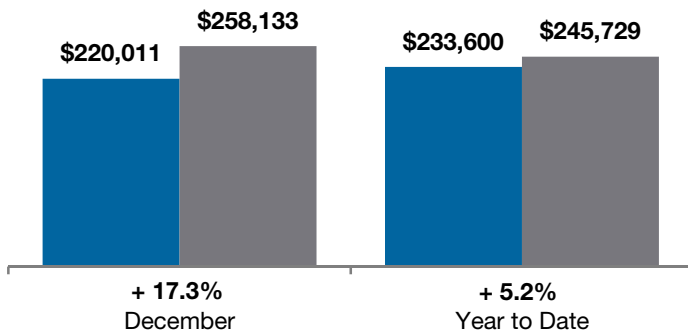
Pct of Last List Price Received

■ 2015 ■ 2016



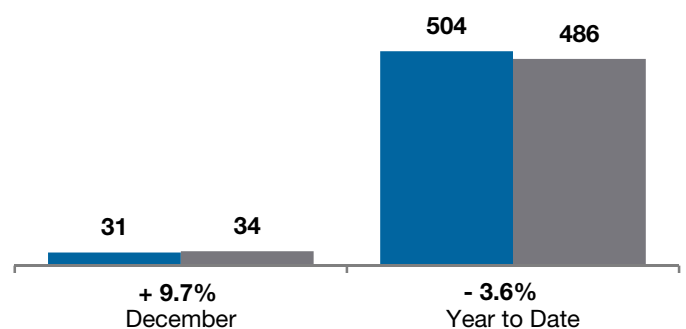
Average Sales Price

■ 2015 ■ 2016



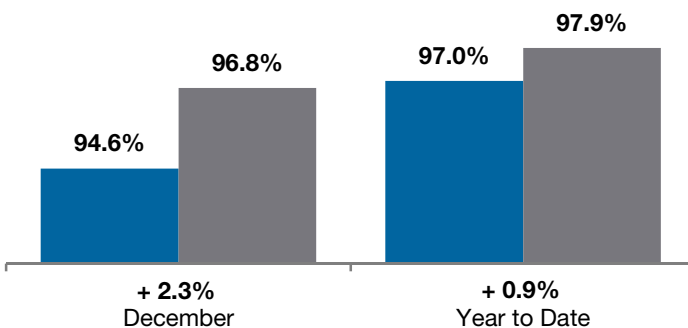
Single Family Sales

■ 2015 ■ 2016



Pct. of Orig. List Price Received

■ 2015 ■ 2016



Condo Sales

■ 2015 ■ 2016

