

Local Market Update – February 2017

A RESEARCH TOOL PROVIDED BY THE COLUMBUS REALTORS®
BASED ON RESIDENTIAL LISTING DATA ONLY



Beechwold / Clintonville

Franklin County (43214, 43202)

February

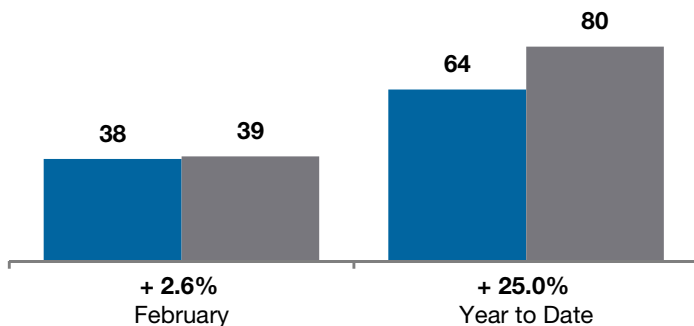
Year to Date

	2016	2017	+ / -	2016	2017	+ / -
Closed Sales	38	39	+ 2.6%	64	80	+ 25.0%
In Contracts	--	42	--	--	92	--
Average Sales Price	\$227,763	\$234,300	+ 2.9%	\$225,166	\$236,617	+ 5.1%
Median Sales Price**	\$216,950	\$218,000	+ 0.5%	\$215,450	\$227,450	+ 5.6%
Average Price per Square Foot**	\$155.13	\$178.53	+ 15.1%	\$155.90	\$173.28	+ 11.1%
Percent of Original List Price Received**	92.8%	98.0%	+ 5.6%	93.6%	96.2%	+ 2.8%
Percent of Last List Price Received**	95.9%	99.5%	+ 3.8%	96.5%	98.3%	+ 1.9%
Days on Market Until Sale	58	31	- 46.6%	52	32	- 38.5%
New Listings	62	32	- 48.4%	100	68	- 32.0%
Median List Price of New Listings	\$223,400	\$276,375	+ 23.7%	\$226,900	\$237,450	+ 4.6%
Median List Price at Time of Sale	\$225,450	\$219,900	- 2.5%	\$222,500	\$234,734	+ 5.5%
Inventory of Homes for Sale	--	39	--	--	--	--
Months Supply of Inventory	--	0.7	--	--	--	--

** Does not account for seller concessions.

Closed Sales

■ 2016 ■ 2017

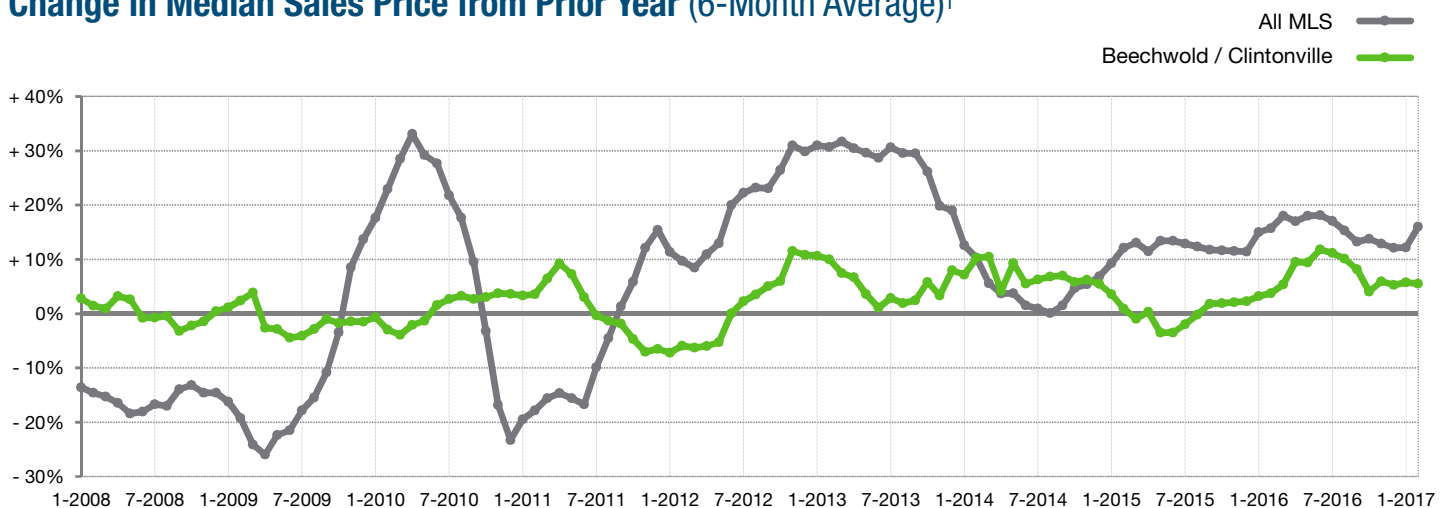


Median Sales Price

■ 2016 ■ 2017



Change in Median Sales Price from Prior Year (6-Month Average)†



† Each dot represents the change in median sales price from the prior year using a 6-month weighted average. This means that each of the 6 months used in a dot are proportioned according to their share of sales during that period. | Current as of March 12, 2017. All data from Columbus REALTORS® Multiple Listing Service (MLS). | Report © 2017 ShowingTime. | Page 1 of 2

Local Market Update – February 2017

A RESEARCH TOOL PROVIDED BY THE COLUMBUS REALTORS®
BASED ON RESIDENTIAL LISTING DATA ONLY

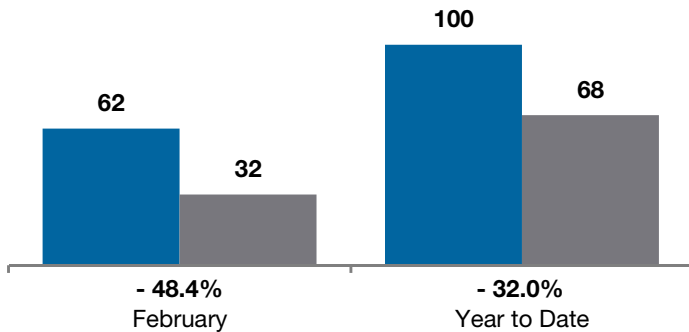


Beechwold / Clintonville

Franklin County (43214, 43202)

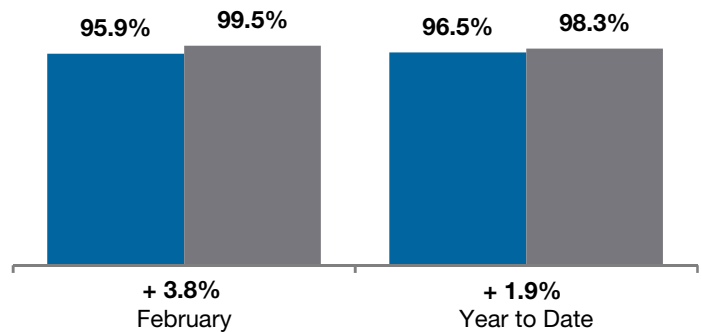
New Listings

■ 2016 ■ 2017



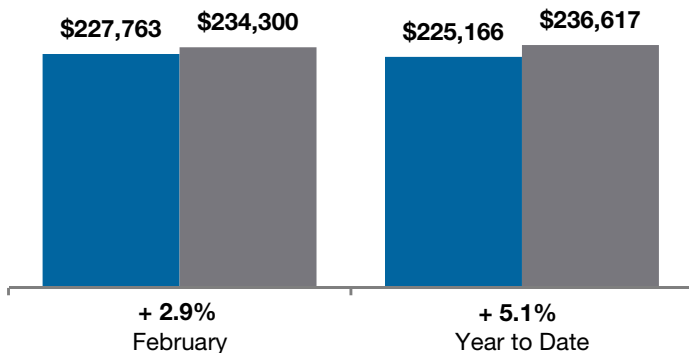
Pct of Last List Price Received

■ 2016 ■ 2017



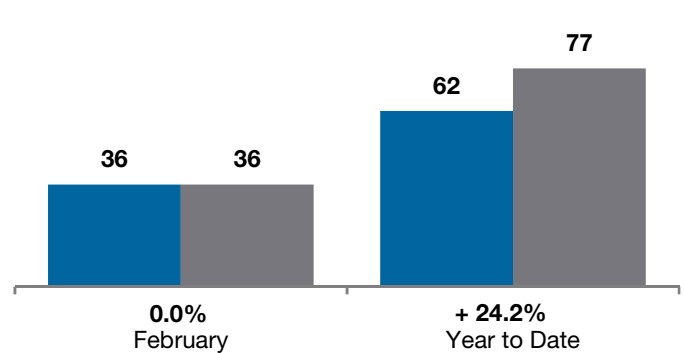
Average Sales Price

■ 2016 ■ 2017



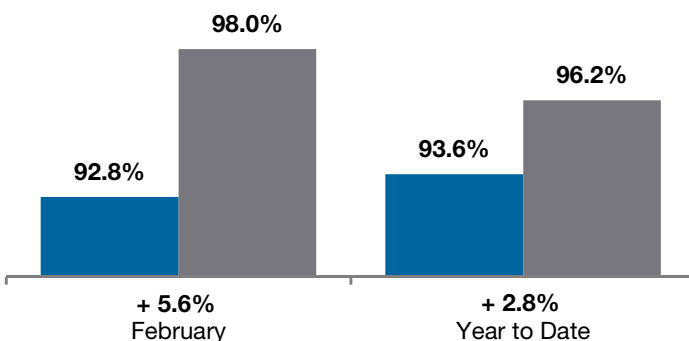
Single Family Sales

■ 2016 ■ 2017



Pct. of Orig. List Price Received

■ 2016 ■ 2017



Condo Sales

■ 2016 ■ 2017

