Local Market Update – February 2017

A RESEARCH TOOL PROVIDED BY THE **COLUMBUS REALTORS®**
BASED ON RESIDENTIAL LISTING DATA ONLY

COLUMBUS REALTORS®

Grove City (Corp.)

Franklin County

	February			Year to Date		
	2016	2017	+ / –	2016	2017	+ / –
Closed Sales	47	**37**	- 21.3%	82	**78**	- 4.9%
In Contracts	--	**65**	--	--	**120**	--
Average Sales Price	$196,455	**$199,474**	+ 1.5%	$192,469	**$182,937**	- 5.0%
Median Sales Price**	$169,000	**$194,900**	+ 15.3%	$170,000	**$172,750**	+ 1.6%
Average Price per Square Foot**	$102.10	**$109.51**	+ 7.3%	$99.95	**$105.71**	+ 5.8%
Percent of Original List Price Received**	94.8%	**99.1%**	+ 4.5%	95.1%	**98.0%**	+ 3.0%
Percent of Last List Price Received**	97.3%	**99.1%**	+ 1.8%	97.4%	**98.8%**	+ 1.4%
Days on Market Until Sale	77	**47**	- 39.0%	72	**39**	- 45.8%
New Listings	49	**60**	+ 22.4%	91	**103**	+ 13.2%
Median List Price of New Listings	$173,500	**$209,900**	+ 21.0%	$169,900	**$194,000**	+ 14.2%
Median List Price at Time of Sale	$169,900	**$194,900**	+ 14.7%	$169,900	**$178,950**	+ 5.3%
Inventory of Homes for Sale	--	**79**	--	--	--	--
Months Supply of Inventory	--	**1.1**	--	--	--	--

** Does not account for seller concessions.

Closed Sales

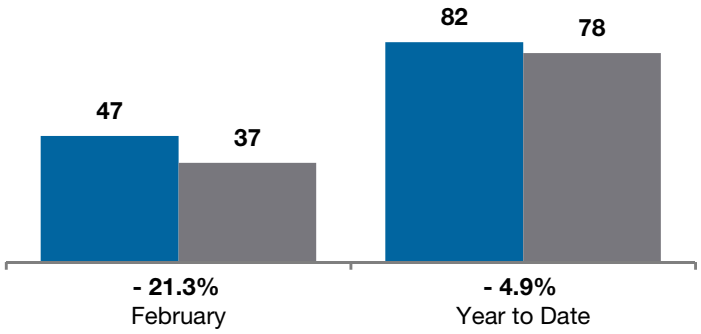

Median Sales Price

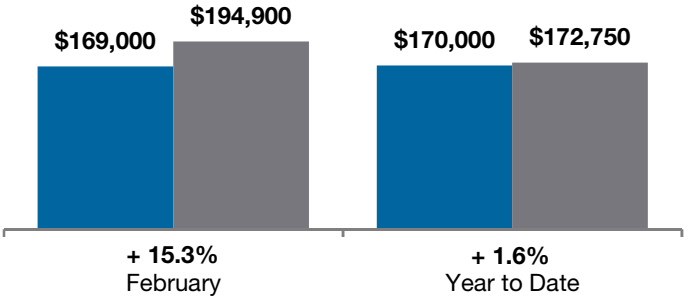

Change in Median Sales Price from Prior Year (6-Month Average)†

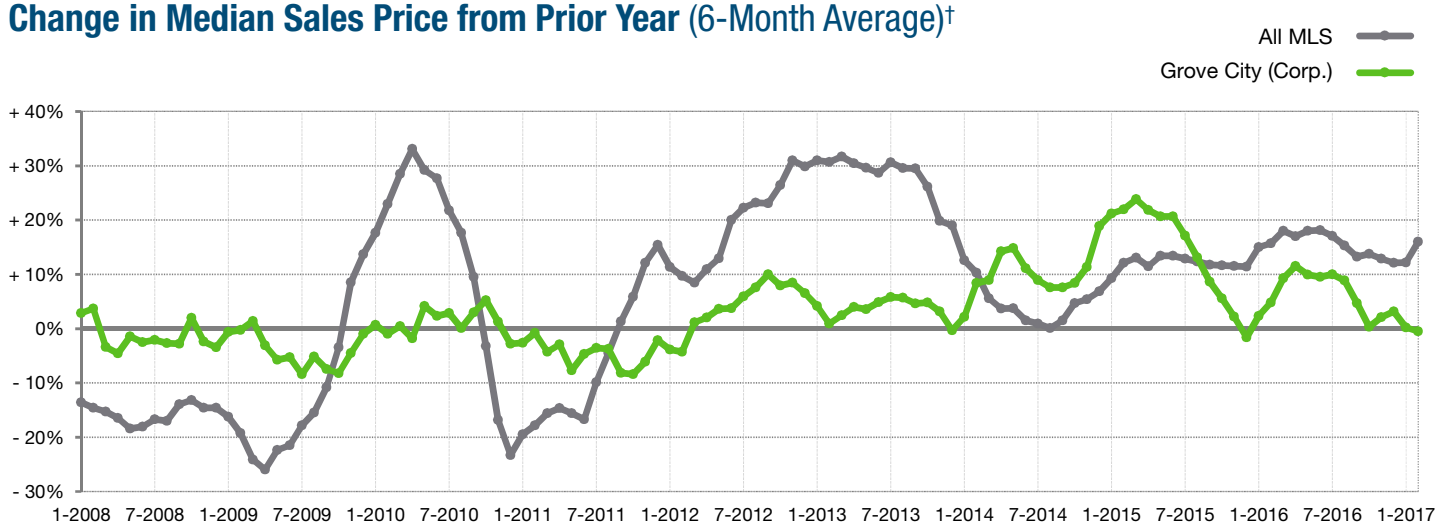

† Each dot represents the change in median sales price from the prior year using a 6-month weighted average. This means that each of the 6 months used in a dot are proportioned according to their share of sales during that period. | Current as of March 12, 2017. All data from Columbus REALTORS® Multiple Listing Service (MLS). | Report © 2017 ShowingTime. | Page 1 of 2

Grove City (Corp.)

Franklin County

New Listings

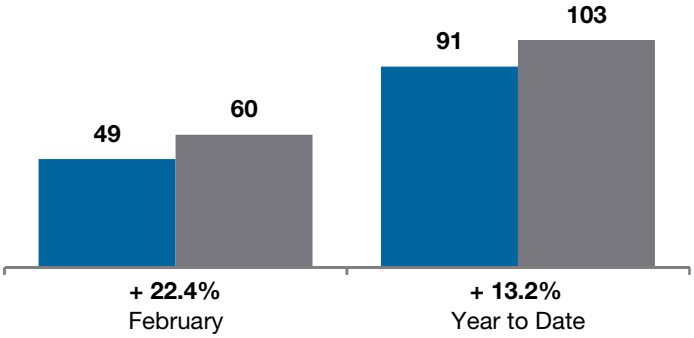

Pct of Last List Price Received

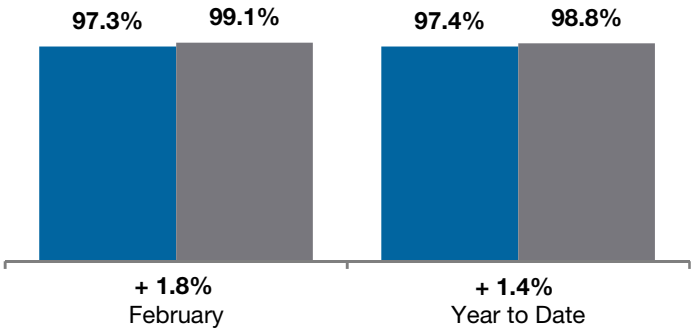

Average Sales Price

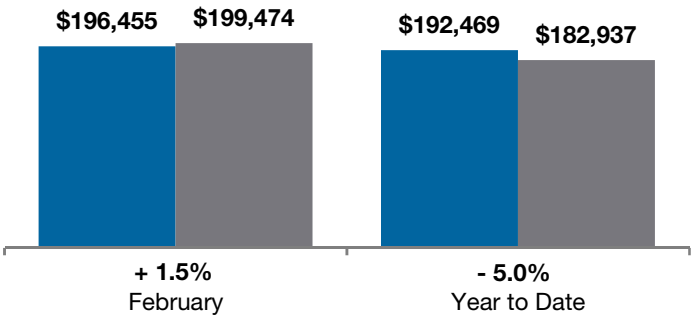

Single Family Sales

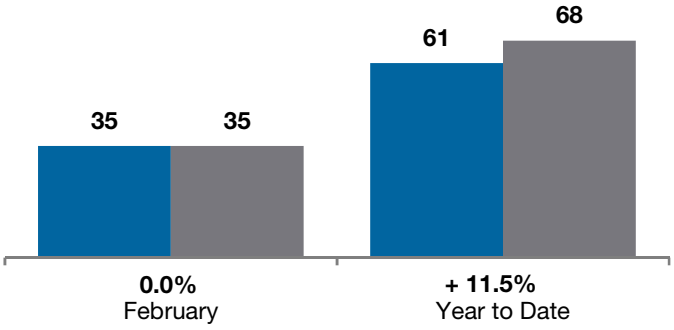

Pct. of Orig. List Price Received

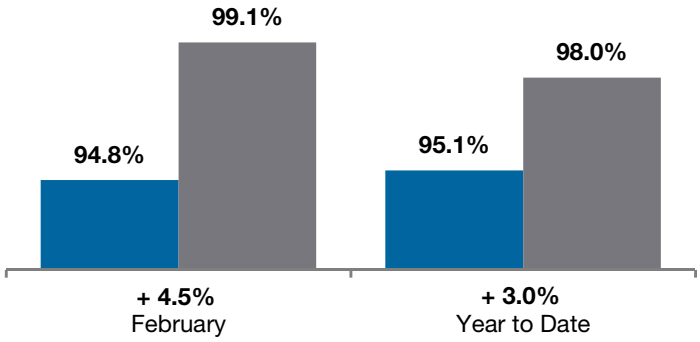
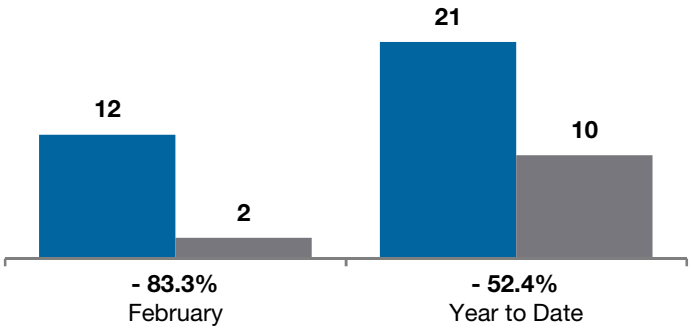
Condo Sales