

Local Market Update – February 2017

A RESEARCH TOOL PROVIDED BY THE COLUMBUS REALTORS®
BASED ON RESIDENTIAL LISTING DATA ONLY



Minerva Park (Corp.)

Franklin County

February

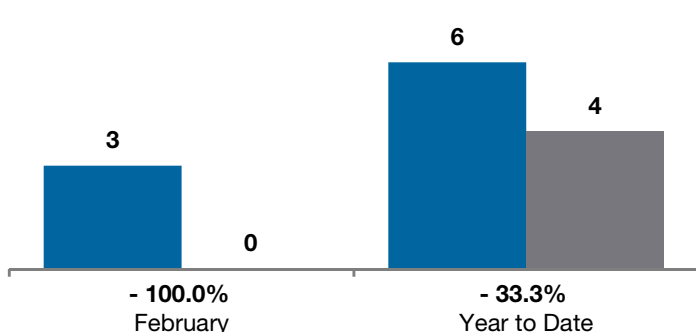
Year to Date

	2016	2017	+ / -	2016	2017	+ / -
Closed Sales	3	0	- 100.0%	6	4	- 33.3%
In Contracts	--	4	--	--	5	--
Average Sales Price	\$159,967	\$0	- 100.0%	\$157,483	\$158,253	+ 0.5%
Median Sales Price**	\$168,000	\$0	- 100.0%	\$157,500	\$159,500	+ 1.3%
Average Price per Square Foot**	\$90.78	\$0.00	- 100.0%	\$91.35	\$93.77	+ 2.6%
Percent of Original List Price Received**	96.2%	0.0%	- 100.0%	97.7%	98.2%	+ 0.5%
Percent of Last List Price Received**	99.6%	0.0%	- 100.0%	99.4%	98.5%	- 0.9%
Days on Market Until Sale	42	0	- 100.0%	31	28	- 9.7%
New Listings	5	4	- 20.0%	5	6	+ 20.0%
Median List Price of New Listings	\$164,900	\$197,950	+ 20.0%	\$164,900	\$208,450	+ 26.4%
Median List Price at Time of Sale	\$169,900	\$0	- 100.0%	\$159,500	\$168,617	+ 5.7%
Inventory of Homes for Sale	--	2	--	--	--	--
Months Supply of Inventory	--	0.7	--	--	--	--

** Does not account for seller concessions.

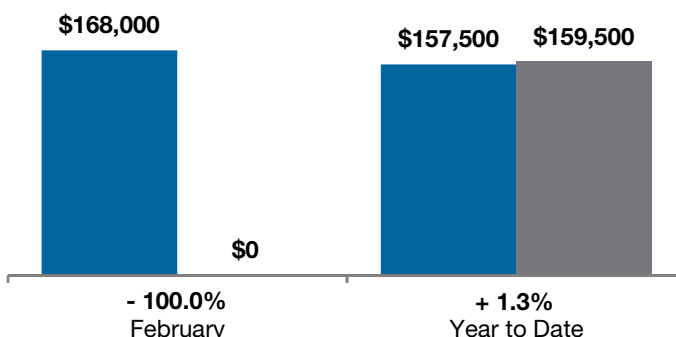
Closed Sales

■ 2016 ■ 2017

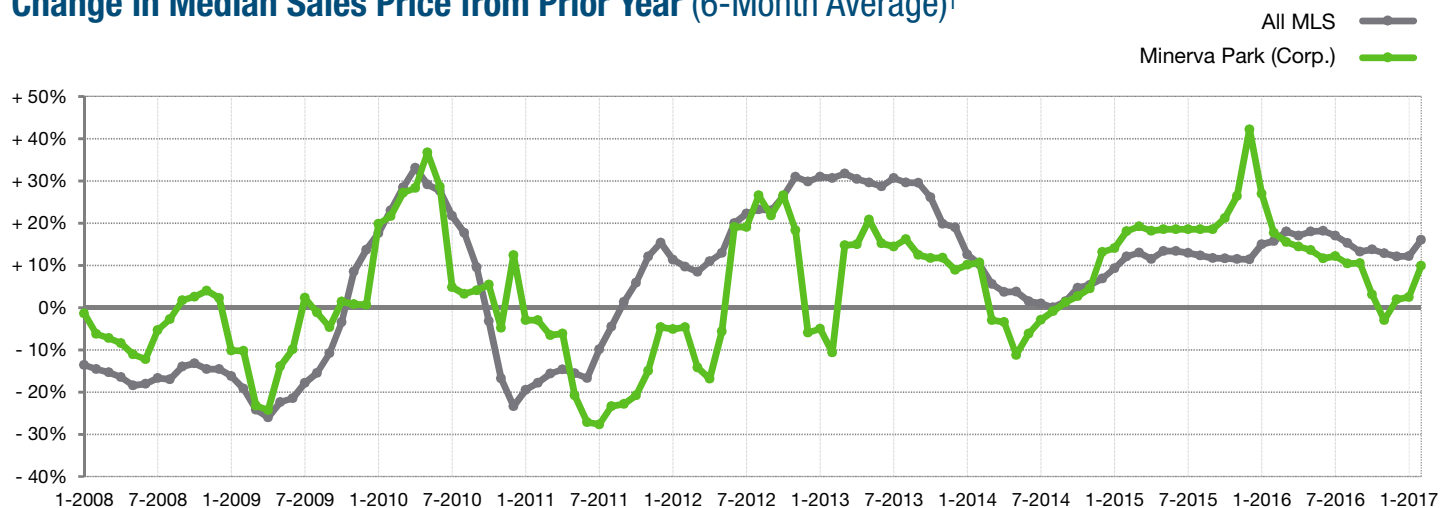


Median Sales Price

■ 2016 ■ 2017



Change in Median Sales Price from Prior Year (6-Month Average)†



† Each dot represents the change in median sales price from the prior year using a 6-month weighted average. This means that each of the 6 months used in a dot are proportioned according to their share of sales during that period. | Current as of March 12, 2017. All data from Columbus REALTORS® Multiple Listing Service (MLS). | Report © 2017 ShowingTime. | Page 1 of 2

Local Market Update – February 2017

A RESEARCH TOOL PROVIDED BY THE COLUMBUS REALTORS®
BASED ON RESIDENTIAL LISTING DATA ONLY

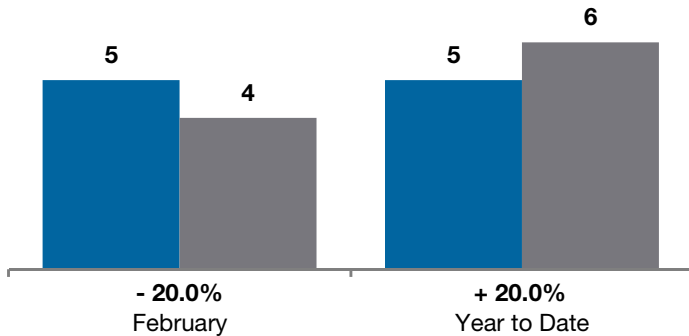


Minerva Park (Corp.)

Franklin County

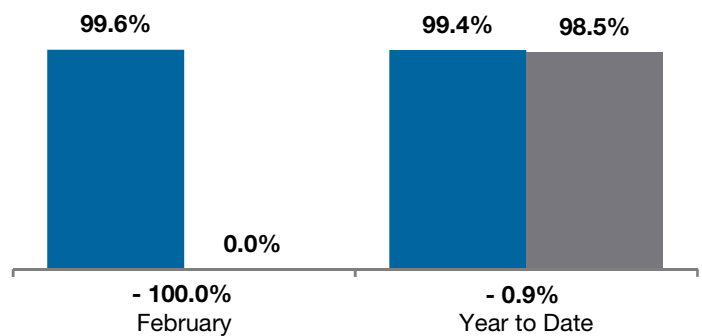
New Listings

■ 2016 ■ 2017



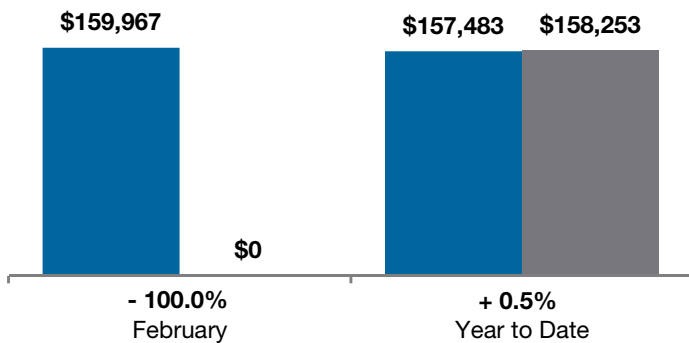
Pct of Last List Price Received

■ 2016 ■ 2017



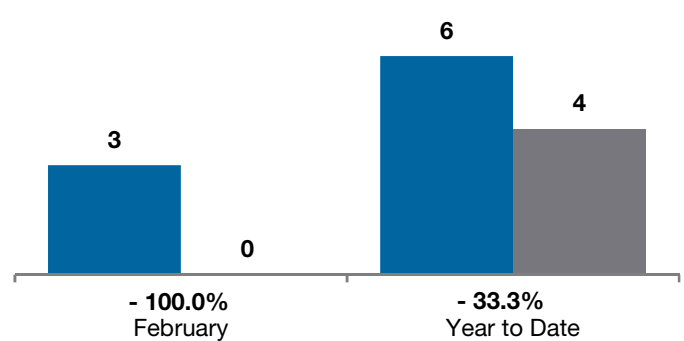
Average Sales Price

■ 2016 ■ 2017



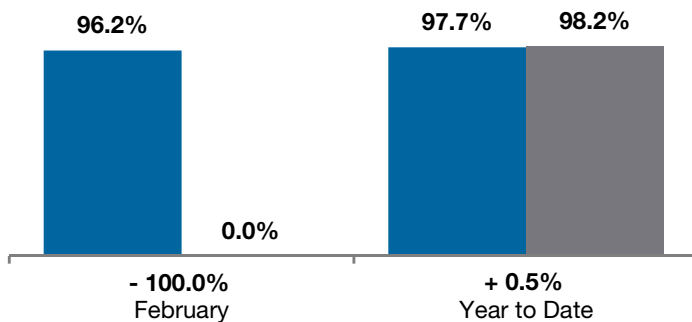
Single Family Sales

■ 2016 ■ 2017



Pct. of Orig. List Price Received

■ 2016 ■ 2017



Condo Sales

■ 2016 ■ 2017

