

Local Market Update – February 2017

A RESEARCH TOOL PROVIDED BY THE COLUMBUS REALTORS®
BASED ON RESIDENTIAL LISTING DATA ONLY



Morrow County

February

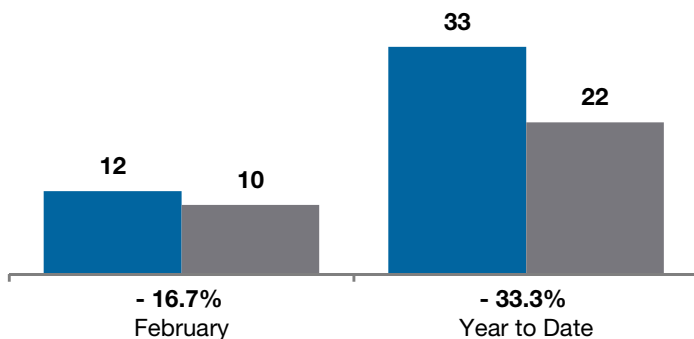
Year to Date

	2016	2017	+ / -	2016	2017	+ / -
Closed Sales	12	10	- 16.7%	33	22	- 33.3%
In Contracts	--	26	--	--	41	--
Average Sales Price	\$137,890	\$133,201	- 3.4%	\$150,045	\$115,144	- 23.3%
Median Sales Price**	\$137,500	\$136,450	- 0.8%	\$125,000	\$126,250	+ 1.0%
Average Price per Square Foot**	\$91.74	\$98.89	+ 7.8%	\$92.76	\$78.00	- 15.9%
Percent of Original List Price Received**	89.1%	95.3%	+ 7.0%	92.2%	100.1%	+ 8.6%
Percent of Last List Price Received**	91.6%	97.6%	+ 6.6%	95.1%	100.9%	+ 6.1%
Days on Market Until Sale	58	43	- 25.9%	82	37	- 54.9%
New Listings	17	22	+ 29.4%	30	39	+ 30.0%
Median List Price of New Listings	\$127,700	\$164,849	+ 29.1%	\$134,999	\$154,700	+ 14.6%
Median List Price at Time of Sale	\$136,500	\$137,900	+ 1.0%	\$125,000	\$127,850	+ 2.3%
Inventory of Homes for Sale	--	62	--	--	--	--
Months Supply of Inventory	--	2.5	--	--	--	--

** Does not account for seller concessions.

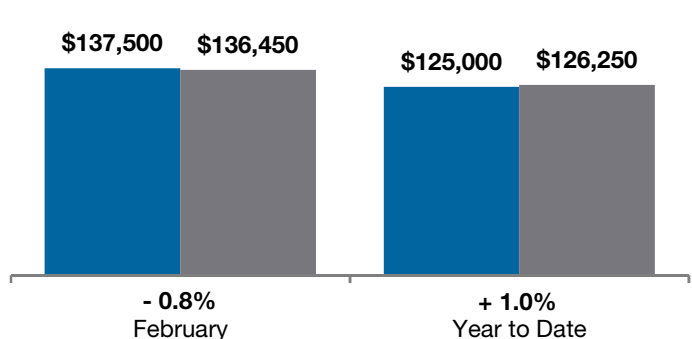
Closed Sales

■ 2016 ■ 2017

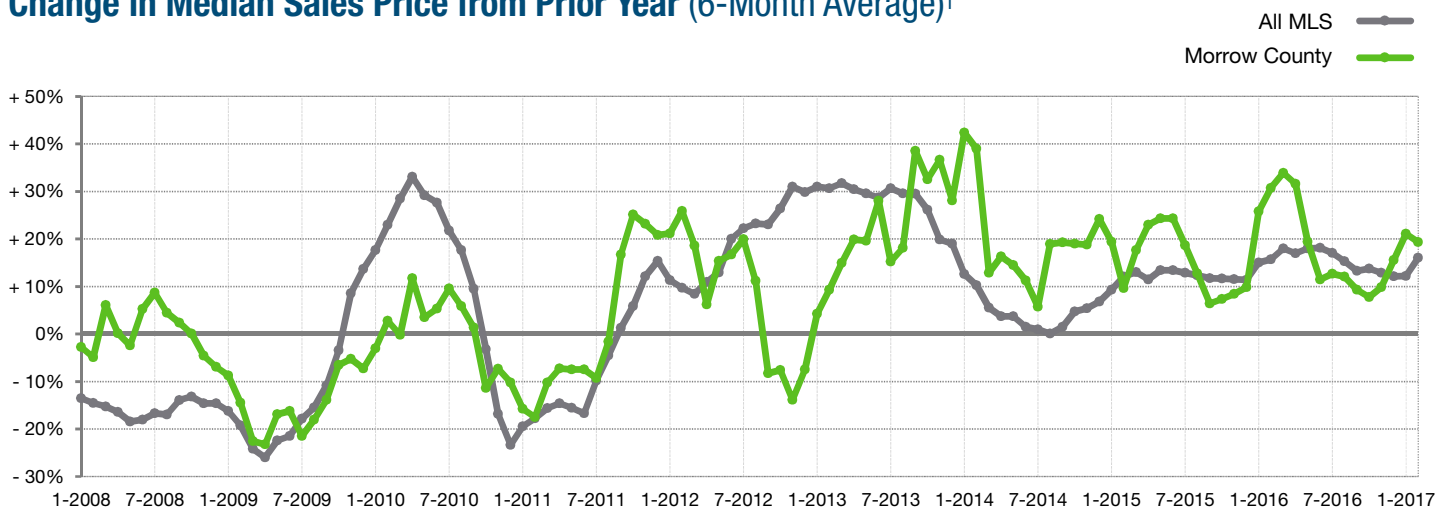


Median Sales Price

■ 2016 ■ 2017



Change in Median Sales Price from Prior Year (6-Month Average)†



† Each dot represents the change in median sales price from the prior year using a 6-month weighted average. This means that each of the 6 months used in a dot are proportioned according to their share of sales during that period. | Current as of March 12, 2017. All data from Columbus REALTORS® Multiple Listing Service (MLS). | Report © 2017 ShowingTime. | Page 1 of 2

Local Market Update – February 2017

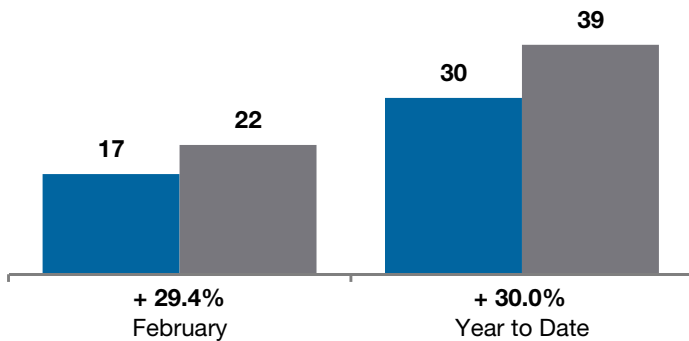
A RESEARCH TOOL PROVIDED BY THE COLUMBUS REALTORS®
BASED ON RESIDENTIAL LISTING DATA ONLY



Morrow County

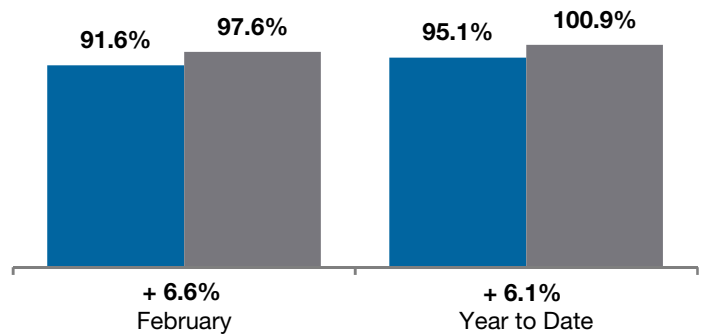
New Listings

■ 2016 ■ 2017



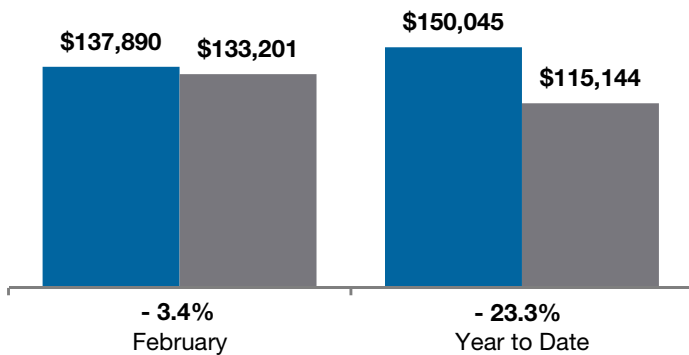
Pct of Last List Price Received

■ 2016 ■ 2017



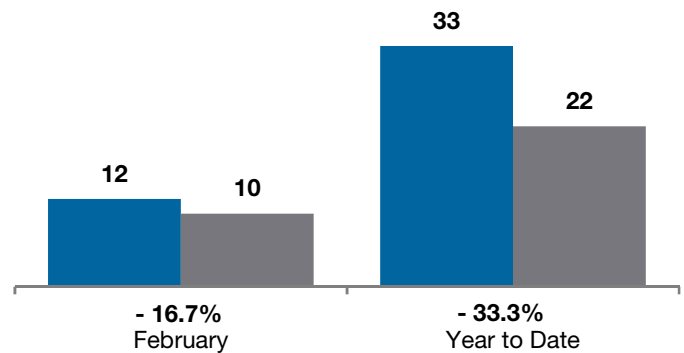
Average Sales Price

■ 2016 ■ 2017



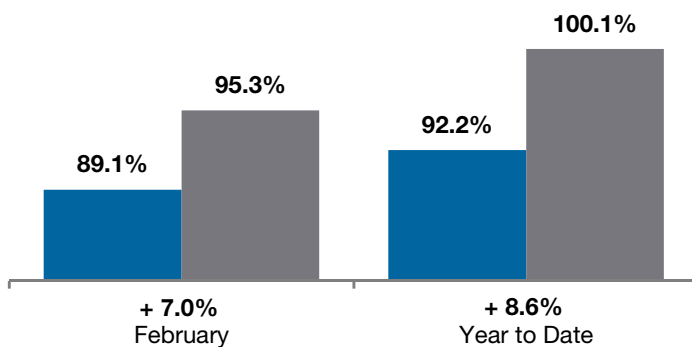
Single Family Sales

■ 2016 ■ 2017



Pct. of Orig. List Price Received

■ 2016 ■ 2017



Condo Sales

■ 2016 ■ 2017

