

Local Market Update – March 2017

A RESEARCH TOOL PROVIDED BY THE COLUMBUS REALTORS®
BASED ON RESIDENTIAL LISTING DATA ONLY



Fairfield County

March

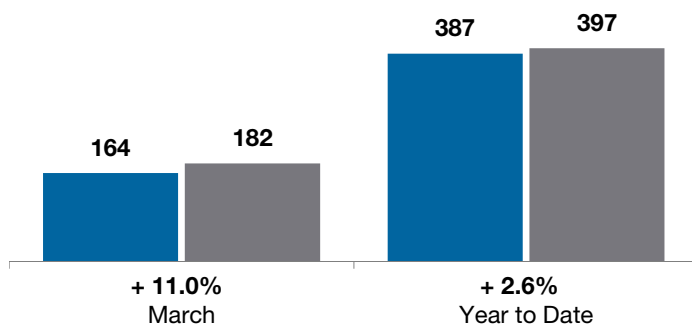
Year to Date

	2016	2017	+ / -	2016	2017	+ / -
Closed Sales	164	182	+ 11.0%	387	397	+ 2.6%
In Contracts	--	247	--	--	561	--
Average Sales Price	\$177,488	\$182,421	+ 2.8%	\$170,109	\$183,010	+ 7.6%
Median Sales Price**	\$168,250	\$164,400	- 2.3%	\$152,000	\$165,000	+ 8.6%
Average Price per Square Foot**	\$86.08	\$97.49	+ 13.3%	\$84.63	\$93.57	+ 10.6%
Percent of Original List Price Received**	94.9%	95.4%	+ 0.5%	93.5%	94.4%	+ 1.0%
Percent of Last List Price Received**	97.4%	98.2%	+ 0.8%	96.6%	97.4%	+ 0.8%
Days on Market Until Sale	76	48	- 36.8%	72	56	- 22.2%
New Listings	262	212	- 19.1%	583	547	- 6.2%
Median List Price of New Listings	\$174,900	\$205,000	+ 17.2%	\$169,900	\$189,995	+ 11.8%
Median List Price at Time of Sale	\$169,900	\$163,200	- 3.9%	\$158,000	\$168,000	+ 6.3%
Inventory of Homes for Sale	--	278	--	--	--	--
Months Supply of Inventory	--	1.5	--	--	--	--

** Does not account for seller concessions.

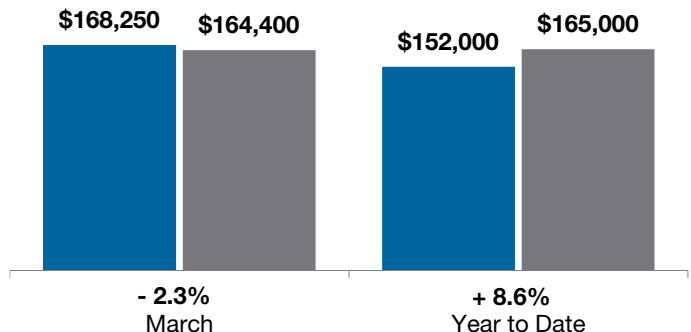
Closed Sales

■ 2016 ■ 2017

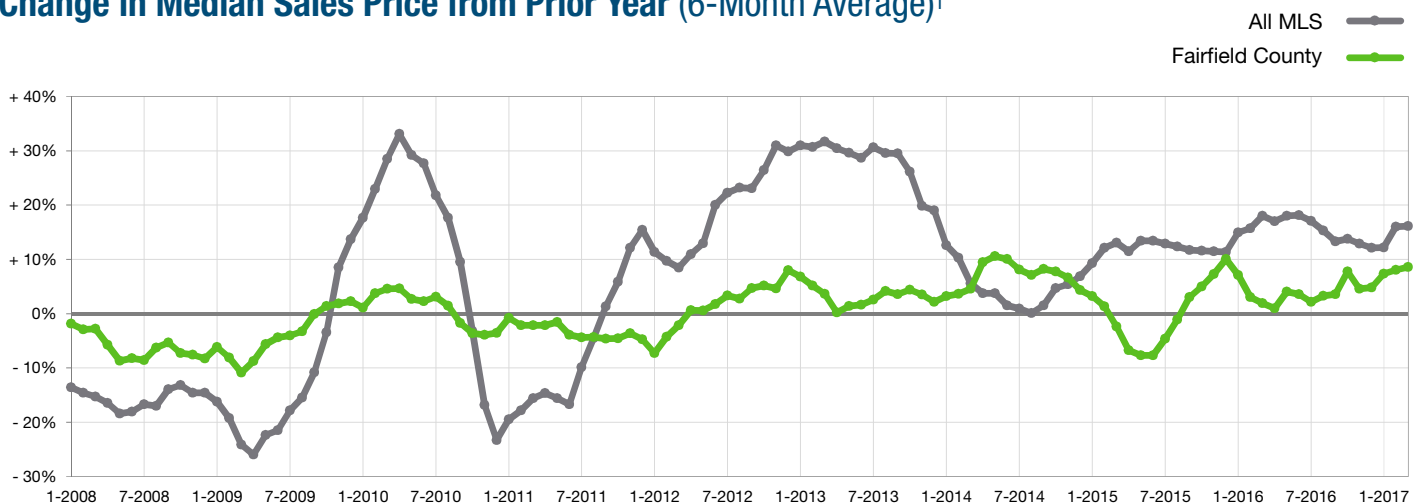


Median Sales Price

■ 2016 ■ 2017



Change in Median Sales Price from Prior Year (6-Month Average)†



† Each dot represents the change in median sales price from the prior year using a 6-month weighted average. This means that each of the 6 months used in a dot are proportioned according to their share of sales during that period. | Current as of April 12, 2017. All data from Columbus REALTORS® Multiple Listing Service (MLS). | Report © 2017 ShowingTime. | Page 1 of 2

Local Market Update – March 2017

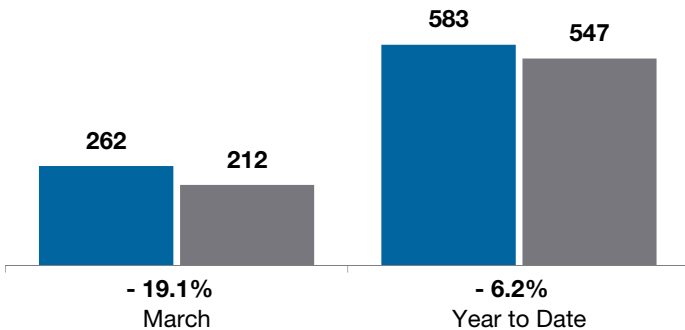
A RESEARCH TOOL PROVIDED BY THE COLUMBUS REALTORS®
BASED ON RESIDENTIAL LISTING DATA ONLY



Fairfield County

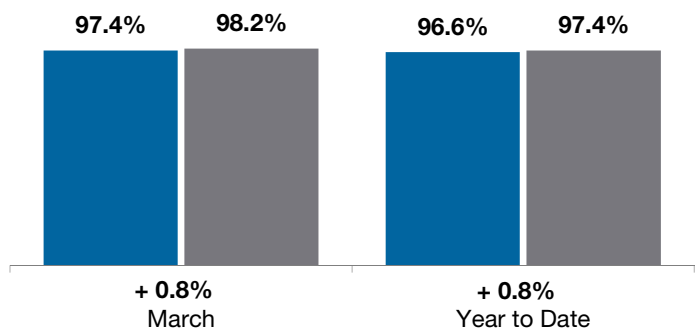
New Listings

■ 2016 ■ 2017



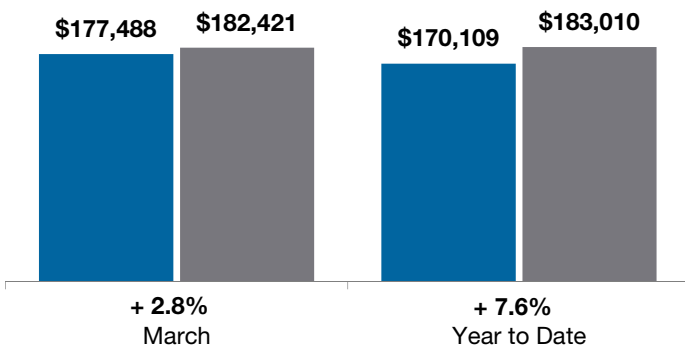
Pct of Last List Price Received

■ 2016 ■ 2017



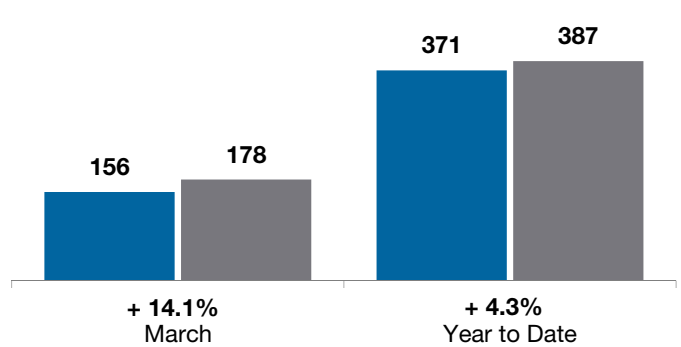
Average Sales Price

■ 2016 ■ 2017



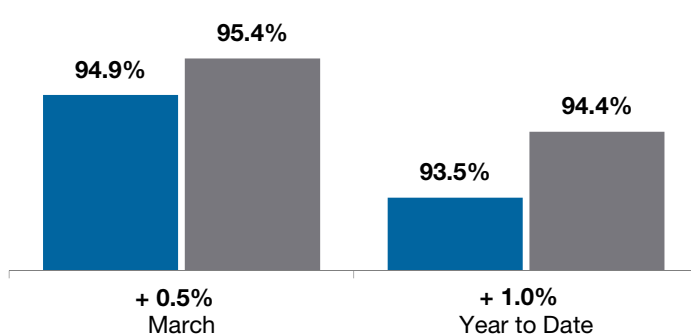
Single Family Sales

■ 2016 ■ 2017



Pct. of Orig. List Price Received

■ 2016 ■ 2017



Condo Sales

■ 2016 ■ 2017

