

Local Market Update – March 2017

A RESEARCH TOOL PROVIDED BY THE COLUMBUS REALTORS®
BASED ON RESIDENTIAL LISTING DATA ONLY



South-Western City School District (Grove City)

Franklin and Pickaway Counties

March

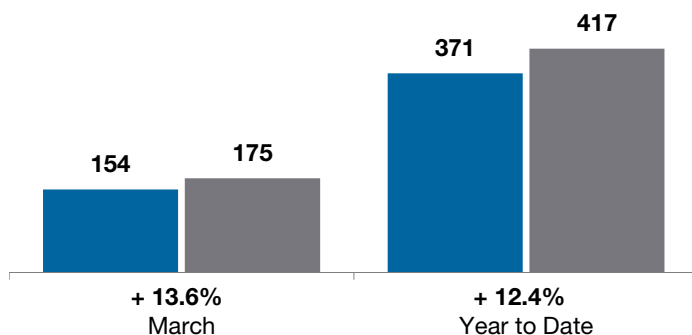
Year to Date

| | 2016 | 2017 | + / - | 2016 | 2017 | + / - |
|---|-----------|-----------|---------|-----------|-----------|---------|
| Closed Sales | 154 | 175 | + 13.6% | 371 | 417 | + 12.4% |
| In Contracts | -- | 241 | -- | -- | 545 | -- |
| Average Sales Price | \$140,688 | \$153,557 | + 9.1% | \$144,082 | \$148,410 | + 3.0% |
| Median Sales Price** | \$125,000 | \$144,900 | + 15.9% | \$131,900 | \$137,900 | + 4.5% |
| Average Price per Square Foot** | \$87.69 | \$95.52 | + 8.9% | \$86.71 | \$93.64 | + 8.0% |
| Percent of Original List Price Received** | 95.2% | 99.2% | + 4.2% | 95.3% | 97.8% | + 2.6% |
| Percent of Last List Price Received** | 97.2% | 99.5% | + 2.4% | 97.5% | 98.9% | + 1.4% |
| Days on Market Until Sale | 59 | 32 | - 45.8% | 60 | 35 | - 41.7% |
| New Listings | 196 | 229 | + 16.8% | 467 | 524 | + 12.2% |
| Median List Price of New Listings | \$142,900 | \$160,000 | + 12.0% | \$136,900 | \$149,900 | + 9.5% |
| Median List Price at Time of Sale | \$129,108 | \$144,900 | + 12.2% | \$134,900 | \$139,900 | + 3.7% |
| Inventory of Homes for Sale | -- | 199 | -- | -- | -- | -- |
| Months Supply of Inventory | -- | 1.1 | -- | -- | -- | -- |

** Does not account for seller concessions.

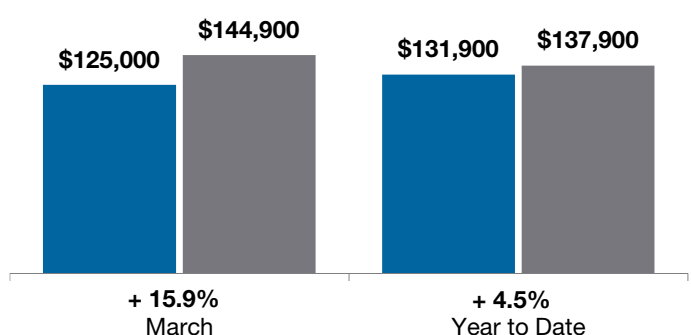
Closed Sales

■ 2016 ■ 2017



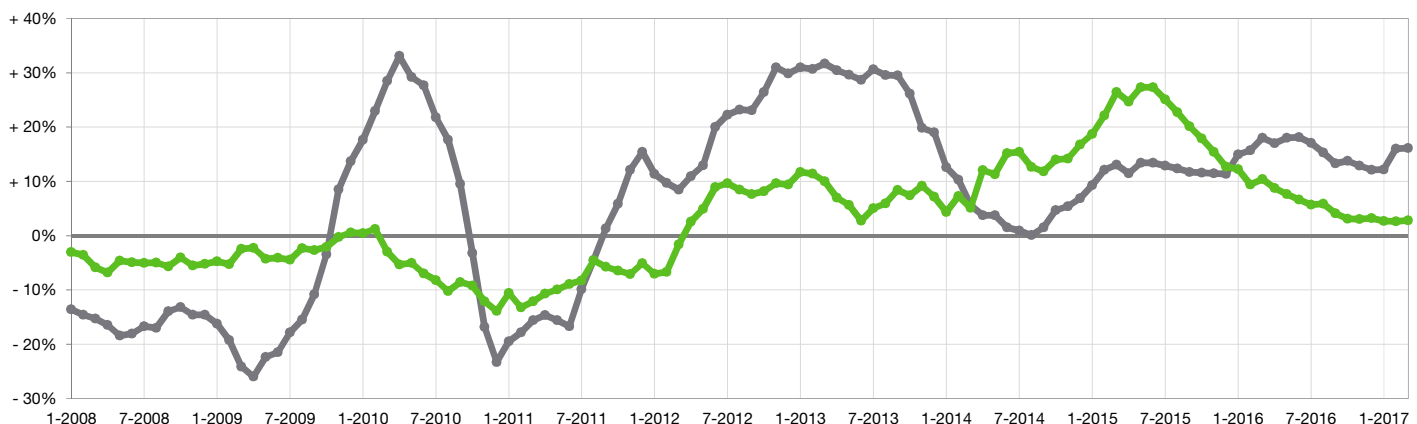
Median Sales Price

■ 2016 ■ 2017



Change in Median Sales Price from Prior Year (6-Month Average)†

All MLS — South-Western City School District (Grove City) —



† Each dot represents the change in median sales price from the prior year using a 6-month weighted average. This means that each of the 6 months used in a dot are proportioned according to their share of sales during that period. | Current as of April 12, 2017. All data from Columbus REALTORS® Multiple Listing Service (MLS). | Report © 2017 ShowingTime. | Page 1 of 2

Local Market Update – March 2017

A RESEARCH TOOL PROVIDED BY THE COLUMBUS REALTORS®
BASED ON RESIDENTIAL LISTING DATA ONLY

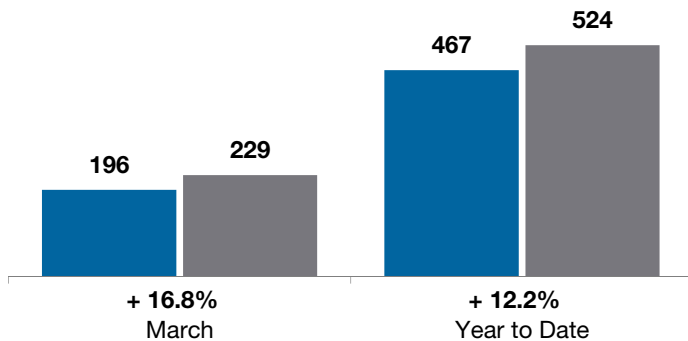


South-Western City School District (Grove City)

Franklin and Pickaway Counties

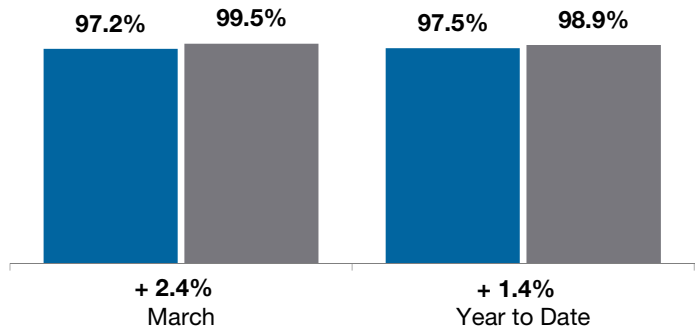
New Listings

■ 2016 ■ 2017



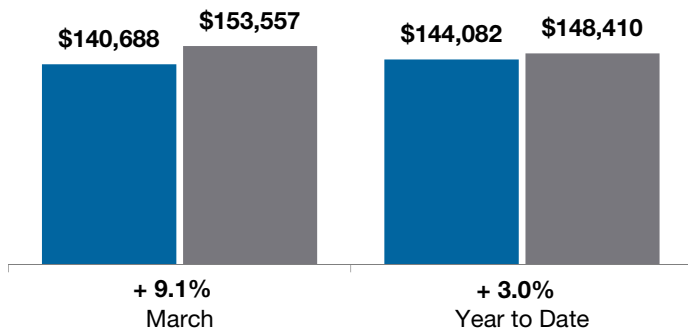
Pct of Last List Price Received

■ 2016 ■ 2017



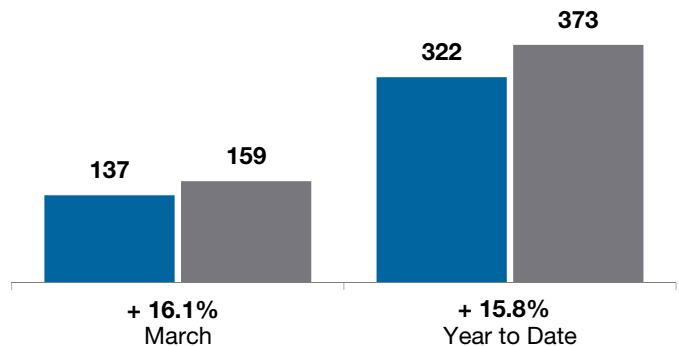
Average Sales Price

■ 2016 ■ 2017



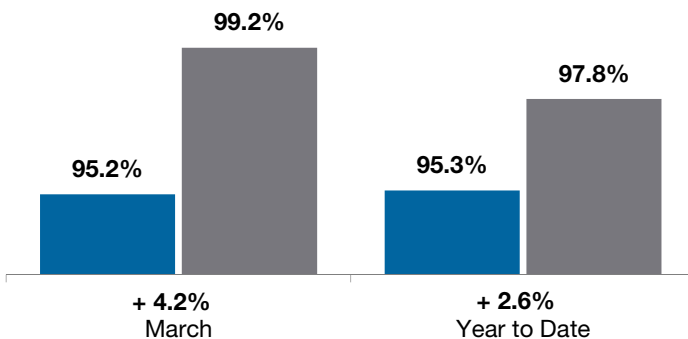
Single Family Sales

■ 2016 ■ 2017



Pct. of Orig. List Price Received

■ 2016 ■ 2017



Condo Sales

■ 2016 ■ 2017

