

Local Market Update – May 2017

A RESEARCH TOOL PROVIDED BY THE COLUMBUS REALTORS®
BASED ON RESIDENTIAL LISTING DATA ONLY



Fayette County

May

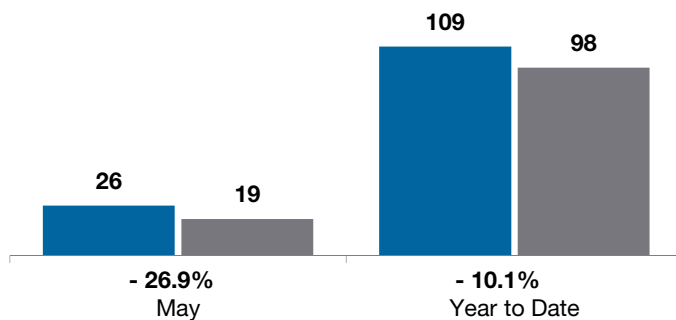
Year to Date

	2016	2017	+ / -	2016	2017	+ / -
Closed Sales	26	19	- 26.9%	109	98	- 10.1%
In Contracts	--	31	--	--	122	--
Average Sales Price	\$116,208	\$112,542	- 3.2%	\$105,240	\$109,895	+ 4.4%
Median Sales Price**	\$105,250	\$112,500	+ 6.9%	\$87,000	\$99,000	+ 13.8%
Average Price per Square Foot**	\$68.48	\$70.30	+ 2.7%	\$63.95	\$65.50	+ 2.4%
Percent of Original List Price Received**	93.1%	103.2%	+ 10.8%	92.5%	94.7%	+ 2.4%
Percent of Last List Price Received**	95.1%	100.1%	+ 5.3%	96.1%	96.0%	- 0.1%
Days on Market Until Sale	57	71	+ 24.6%	78	69	- 11.5%
New Listings	32	38	+ 18.8%	154	129	- 16.2%
Median List Price of New Listings	\$89,900	\$128,950	+ 43.4%	\$99,900	\$99,900	0.0%
Median List Price at Time of Sale	\$104,950	\$111,500	+ 6.2%	\$89,900	\$99,450	+ 10.6%
Inventory of Homes for Sale	--	59	--	--	--	--
Months Supply of Inventory	--	2.5	--	--	--	--

** Does not account for seller concessions.

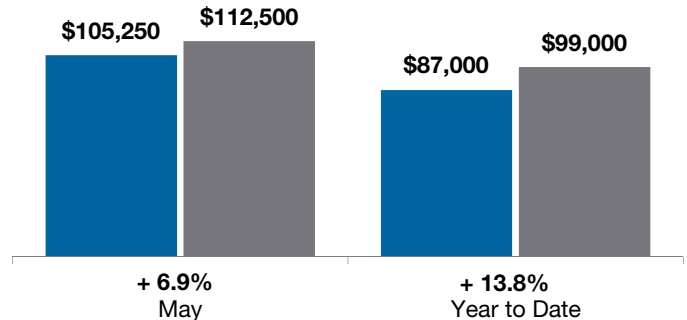
Closed Sales

■ 2016 ■ 2017

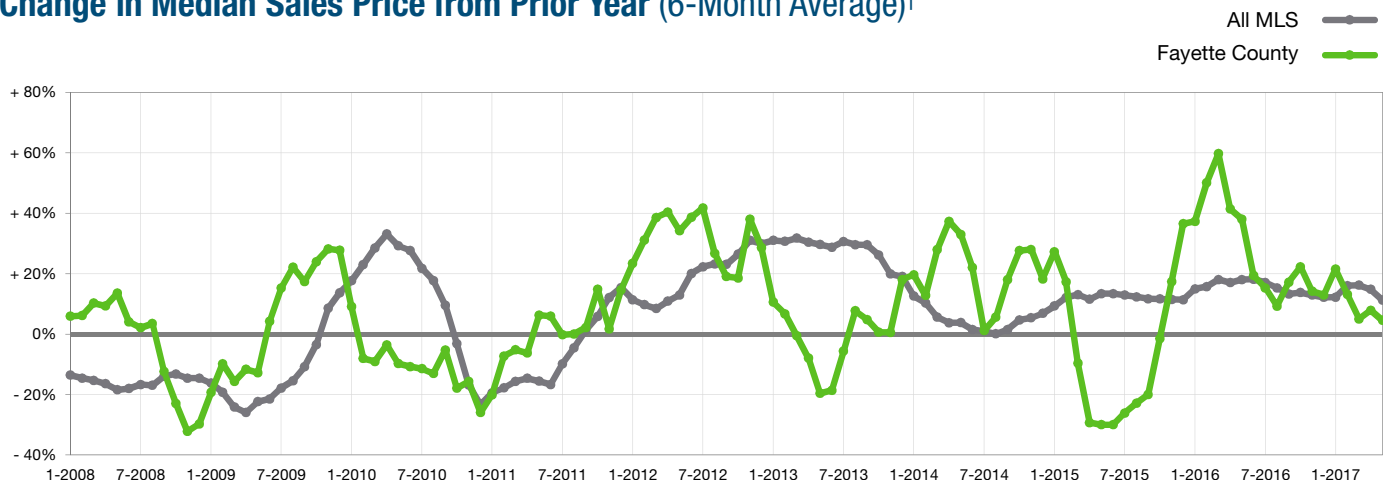


Median Sales Price

■ 2016 ■ 2017



Change in Median Sales Price from Prior Year (6-Month Average)[†]



[†] Each dot represents the change in median sales price from the prior year using a 6-month weighted average. This means that each of the 6 months used in a dot are proportioned according to their share of sales during that period. | Current as of June 12, 2017. All data from Columbus REALTORS® Multiple Listing Service (MLS). | Report © 2017 ShowingTime. | Page 1 of 2

Local Market Update – May 2017

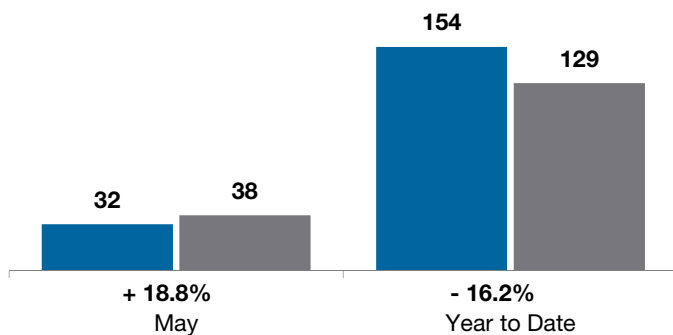
A RESEARCH TOOL PROVIDED BY THE COLUMBUS REALTORS®
BASED ON RESIDENTIAL LISTING DATA ONLY



Fayette County

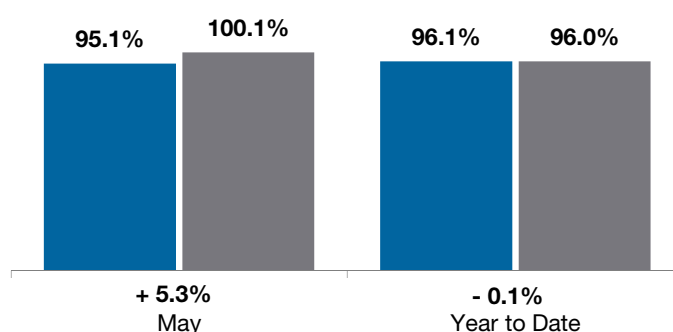
New Listings

■ 2016 ■ 2017



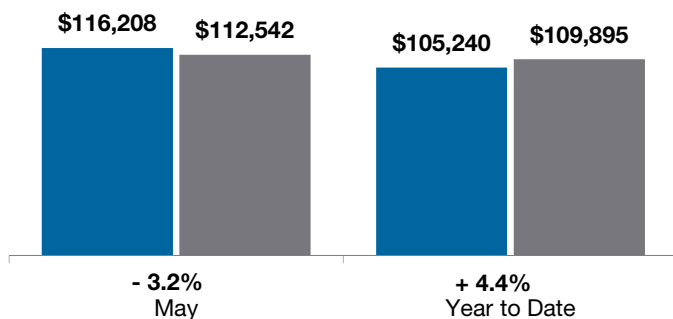
Pct of Last List Price Received

■ 2016 ■ 2017



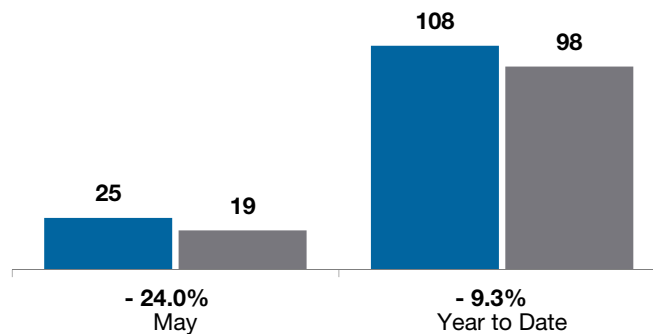
Average Sales Price

■ 2016 ■ 2017



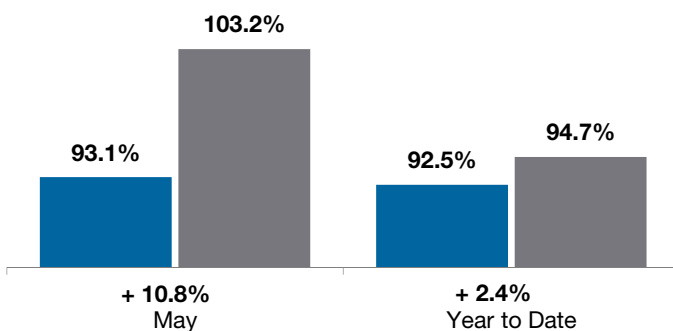
Single Family Sales

■ 2016 ■ 2017



Pct. of Orig. List Price Received

■ 2016 ■ 2017



Condo Sales

■ 2016 ■ 2017

