

# Local Market Update – June 2017

A RESEARCH TOOL PROVIDED BY THE COLUMBUS REALTORS®  
BASED ON RESIDENTIAL LISTING DATA ONLY



## Upper Arlington City School District

Franklin County

### June

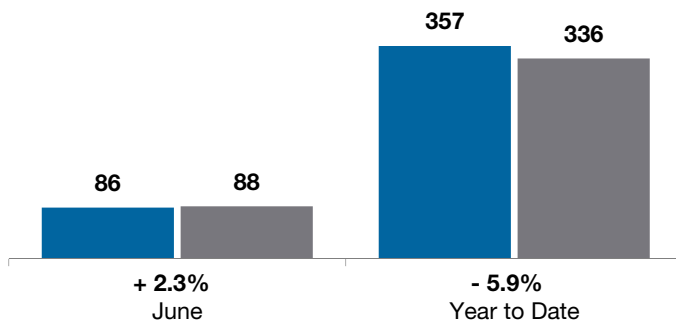
### Year to Date

	2016	2017	+ / -	2016	2017	+ / -
Closed Sales	86	88	+ 2.3%	357	336	- 5.9%
In Contracts	--	102	--	--	392	--
Average Sales Price	\$444,769	<b>\$430,003</b>	- 3.3%	\$395,025	<b>\$421,005</b>	+ 6.6%
Median Sales Price**	\$400,000	<b>\$377,375</b>	- 5.7%	\$363,000	<b>\$380,000</b>	+ 4.7%
Average Price per Square Foot**	\$209.17	<b>\$198.75</b>	- 5.0%	\$192.33	<b>\$199.95</b>	+ 4.0%
Percent of Original List Price Received**	98.1%	<b>99.1%</b>	+ 1.0%	96.3%	<b>97.6%</b>	+ 1.3%
Percent of Last List Price Received**	99.1%	<b>99.4%</b>	+ 0.3%	98.1%	<b>98.8%</b>	+ 0.7%
Days on Market Until Sale	14	<b>22</b>	+ 57.1%	37	<b>34</b>	- 8.1%
New Listings	92	<b>98</b>	+ 6.5%	476	<b>452</b>	- 5.0%
Median List Price of New Listings	\$359,450	<b>\$399,938</b>	+ 11.3%	\$379,900	<b>\$399,000</b>	+ 5.0%
Median List Price at Time of Sale	\$399,500	<b>\$377,450</b>	- 5.5%	\$369,900	<b>\$386,450</b>	+ 4.5%
Inventory of Homes for Sale	--	<b>110</b>	--	--	--	--
Months Supply of Inventory	--	<b>1.9</b>	--	--	--	--

\*\* Does not account for seller concessions.

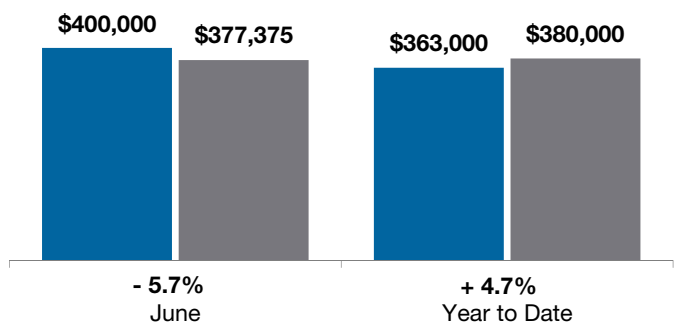
### Closed Sales

■ 2016 ■ 2017



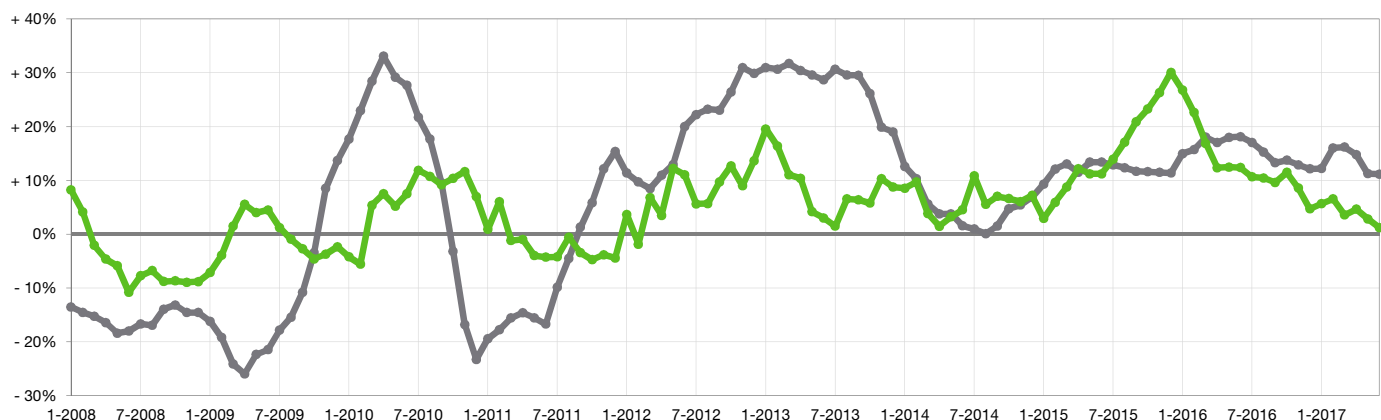
### Median Sales Price

■ 2016 ■ 2017



### Change in Median Sales Price from Prior Year (6-Month Average)†

All MLS — Upper Arlington City School District —



† Each dot represents the change in median sales price from the prior year using a 6-month weighted average. This means that each of the 6 months used in a dot are proportioned according to their share of sales during that period. | Current as of July 12, 2017. All data from Columbus REALTORS® Multiple Listing Service (MLS). | Report © 2017 ShowingTime. | Page 1 of 2

## Local Market Update – June 2017

A RESEARCH TOOL PROVIDED BY THE COLUMBUS REALTORS®  
BASED ON RESIDENTIAL LISTING DATA ONLY

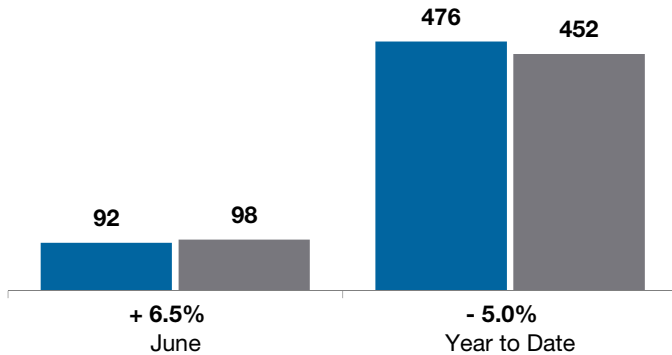


### Upper Arlington City School District

Franklin County

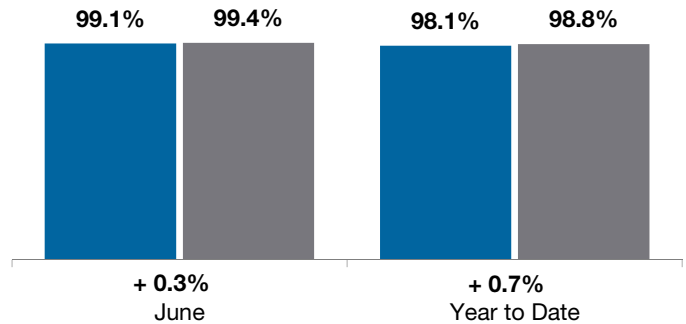
#### New Listings

■ 2016 ■ 2017



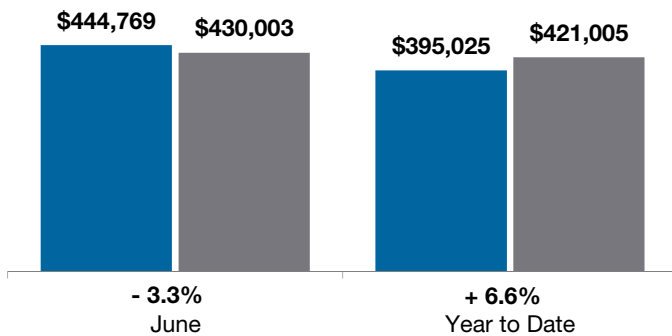
#### Pct of Last List Price Received

■ 2016 ■ 2017



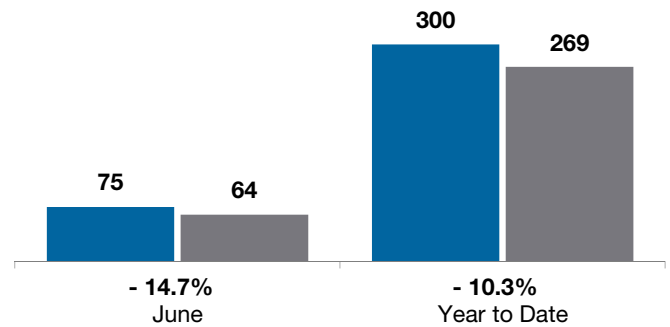
#### Average Sales Price

■ 2016 ■ 2017



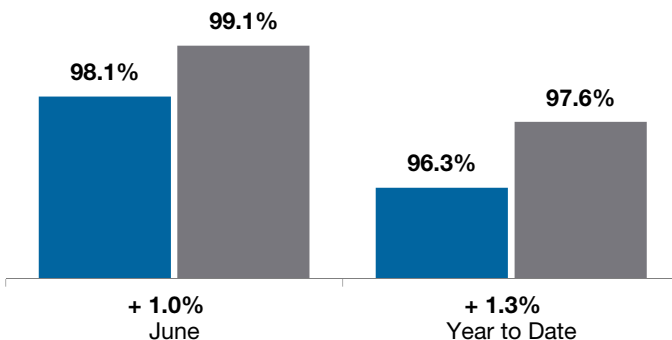
#### Single Family Sales

■ 2016 ■ 2017



#### Pct. of Orig. List Price Received

■ 2016 ■ 2017



#### Condo Sales

■ 2016 ■ 2017

