

## Local Market Update – June 2017

A RESEARCH TOOL PROVIDED BY THE COLUMBUS REALTORS®  
BASED ON RESIDENTIAL LISTING DATA ONLY



### Worthington (Corp.)

Franklin County

#### June

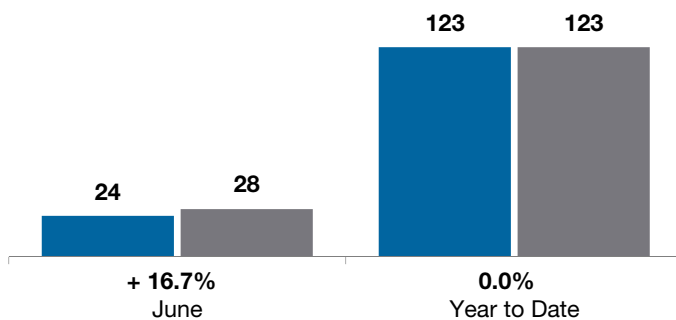
#### Year to Date

	2016	2017	+ / -	2016	2017	+ / -
Closed Sales	24	28	+ 16.7%	123	123	0.0%
In Contracts	--	37	--	--	158	--
Average Sales Price	\$283,946	\$358,708	+ 26.3%	\$294,421	\$326,133	+ 10.8%
Median Sales Price**	\$267,500	\$318,150	+ 18.9%	\$280,000	\$288,000	+ 2.9%
Average Price per Square Foot**	\$160.28	\$172.69	+ 7.7%	\$161.74	\$166.99	+ 3.2%
Percent of Original List Price Received**	97.5%	99.7%	+ 2.3%	97.4%	97.0%	- 0.4%
Percent of Last List Price Received**	98.7%	100.0%	+ 1.3%	98.5%	98.5%	0.0%
Days on Market Until Sale	22	15	- 31.8%	23	34	+ 47.8%
New Listings	45	40	- 11.1%	176	171	- 2.8%
Median List Price of New Listings	\$274,900	\$284,900	+ 3.6%	\$284,700	\$319,000	+ 12.0%
Median List Price at Time of Sale	\$272,200	\$322,450	+ 18.5%	\$280,000	\$299,900	+ 7.1%
Inventory of Homes for Sale	--	29	--	--	--	--
Months Supply of Inventory	--	1.3	--	--	--	--

\*\* Does not account for seller concessions.

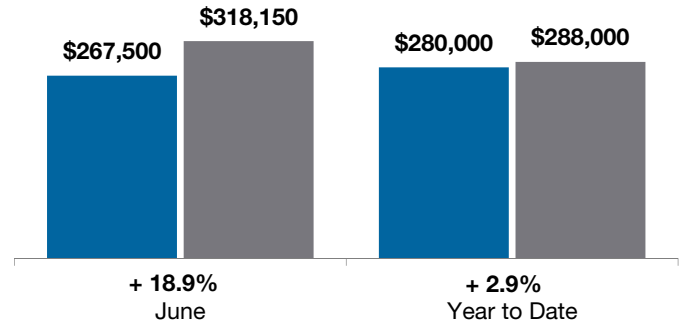
#### Closed Sales

■ 2016 ■ 2017

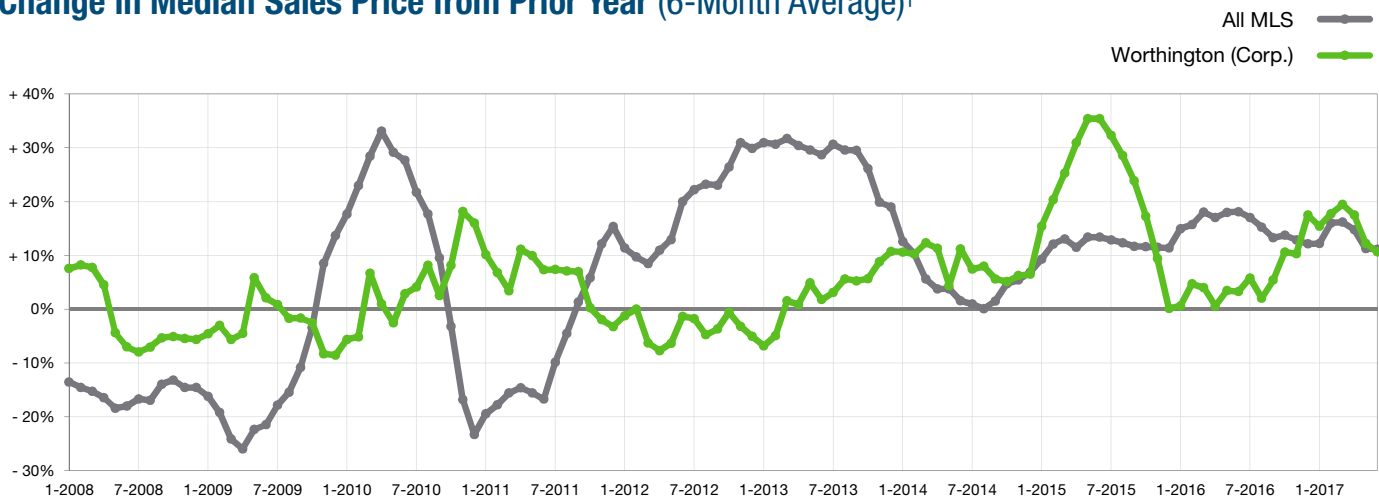


#### Median Sales Price

■ 2016 ■ 2017



#### Change in Median Sales Price from Prior Year (6-Month Average)†



† Each dot represents the change in median sales price from the prior year using a 6-month weighted average. This means that each of the 6 months used in a dot are proportioned according to their share of sales during that period. | Current as of July 12, 2017. All data from Columbus REALTORS® Multiple Listing Service (MLS). | Report © 2017 ShowingTime. | Page 1 of 2

# Local Market Update – June 2017

A RESEARCH TOOL PROVIDED BY THE COLUMBUS REALTORS®  
BASED ON RESIDENTIAL LISTING DATA ONLY

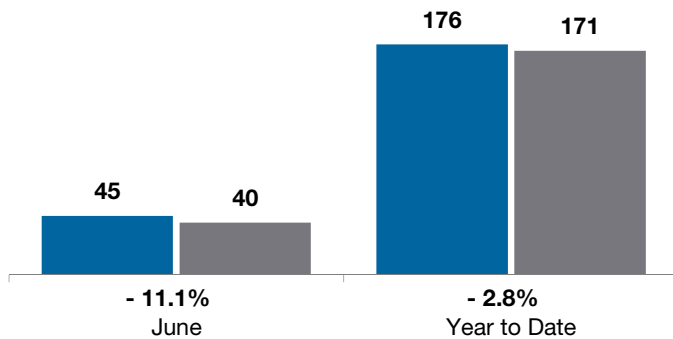


## Worthington (Corp.)

Franklin County

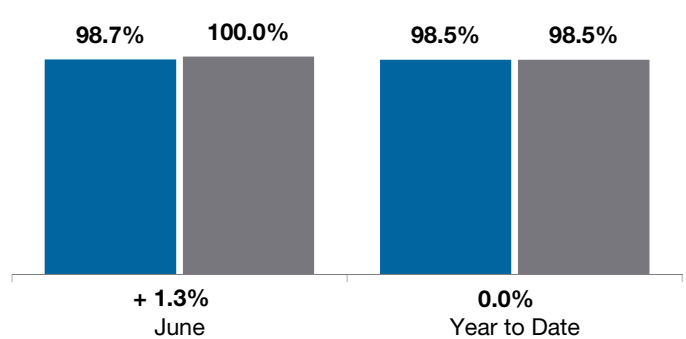
### New Listings

■ 2016 ■ 2017



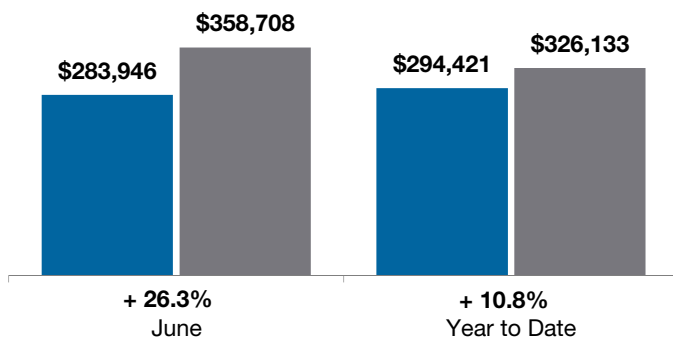
### Pct of Last List Price Received

■ 2016 ■ 2017



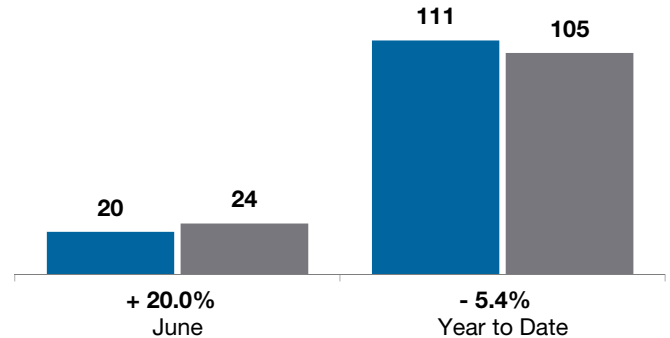
### Average Sales Price

■ 2016 ■ 2017



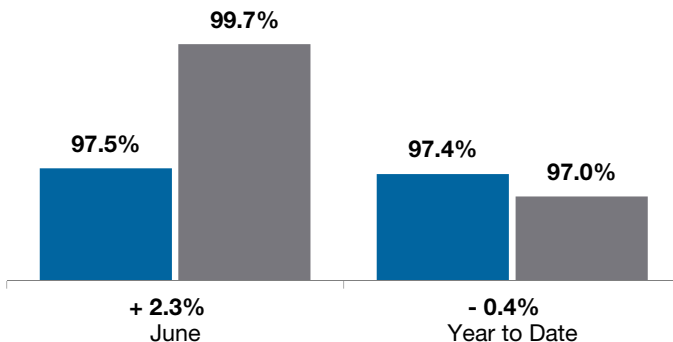
### Single Family Sales

■ 2016 ■ 2017



### Pct. of Orig. List Price Received

■ 2016 ■ 2017



### Condo Sales

■ 2016 ■ 2017

