

# Local Market Update – July 2017

A RESEARCH TOOL PROVIDED BY THE COLUMBUS REALTORS®  
BASED ON RESIDENTIAL LISTING DATA ONLY



## Fairfield County

### July

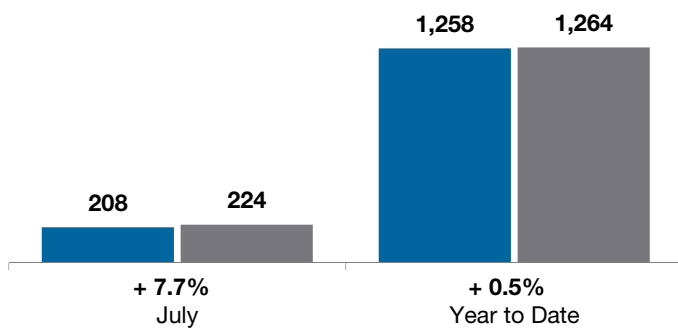
### Year to Date

	2016	2017	+ / -	2016	2017	+ / -
Closed Sales	208	224	+ 7.7%	1,258	1,264	+ 0.5%
In Contracts	--	253	--	--	1,449	--
Average Sales Price	\$196,718	\$204,680	+ 4.0%	\$184,090	\$194,342	+ 5.6%
Median Sales Price**	\$183,950	\$190,450	+ 3.5%	\$170,000	\$181,750	+ 6.9%
Average Price per Square Foot**	\$100.51	\$100.98	+ 0.5%	\$93.04	\$99.17	+ 6.6%
Percent of Original List Price Received**	96.5%	97.0%	+ 0.5%	95.6%	96.2%	+ 0.6%
Percent of Last List Price Received**	98.3%	98.7%	+ 0.4%	97.7%	98.1%	+ 0.4%
Days on Market Until Sale	45	37	- 17.8%	55	47	- 14.5%
New Listings	291	268	- 7.9%	1,656	1,624	- 1.9%
Median List Price of New Listings	\$189,900	\$219,900	+ 15.8%	\$181,000	\$199,900	+ 10.4%
Median List Price at Time of Sale	\$184,950	\$189,900	+ 2.7%	\$174,900	\$180,000	+ 2.9%
Inventory of Homes for Sale	--	375	--	--	--	--
Months Supply of Inventory	--	2.0	--	--	--	--

\*\* Does not account for seller concessions.

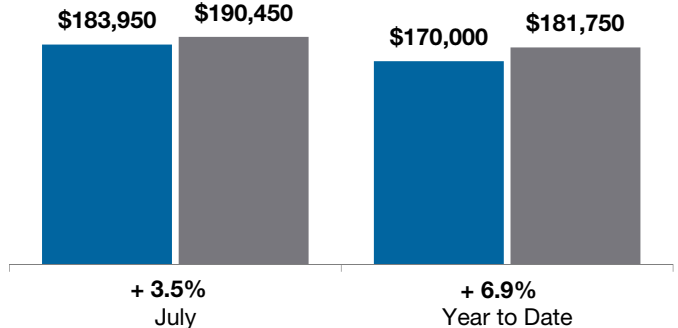
### Closed Sales

■ 2016 ■ 2017



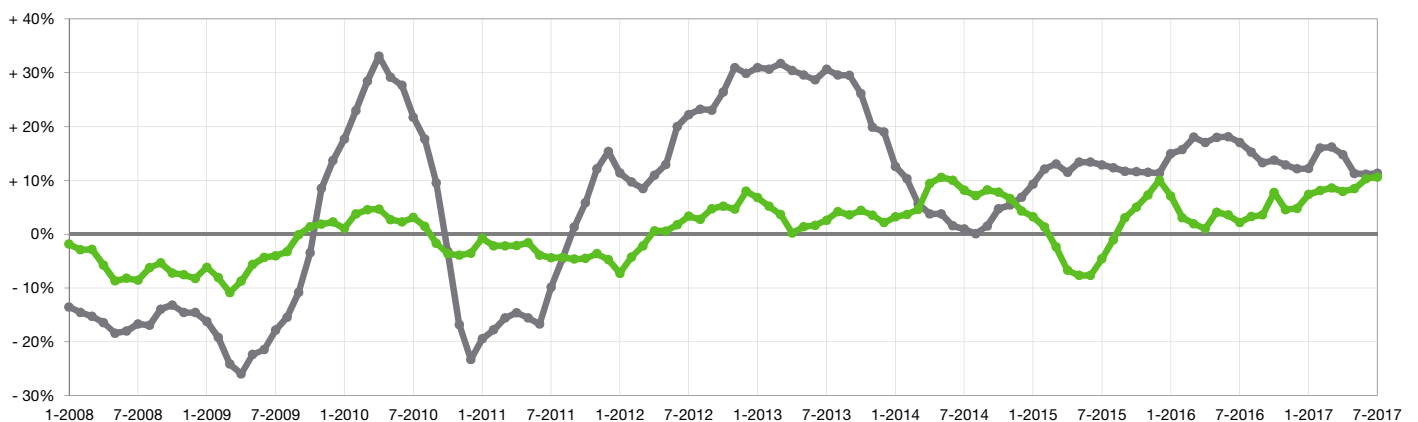
### Median Sales Price

■ 2016 ■ 2017



### Change in Median Sales Price from Prior Year (6-Month Average)†

All MLS —  
Fairfield County —



† Each dot represents the change in median sales price from the prior year using a 6-month weighted average. This means that each of the 6 months used in a dot are proportioned according to their share of sales during that period. | Current as of August 12, 2017. All data from Columbus REALTORS® Multiple Listing Service (MLS). | Report © 2017 ShowingTime. | Page 1 of 2

# Local Market Update – July 2017

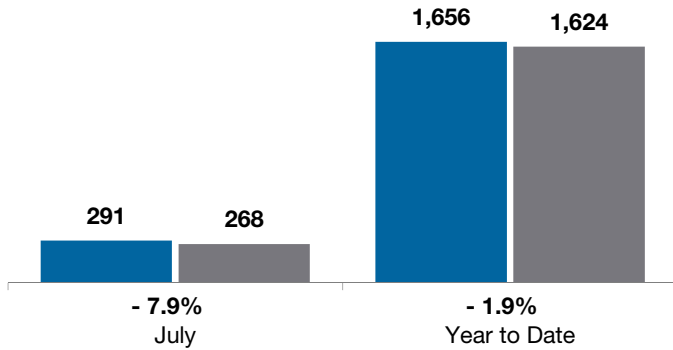
A RESEARCH TOOL PROVIDED BY THE COLUMBUS REALTORS®  
 BASED ON RESIDENTIAL LISTING DATA ONLY



## Fairfield County

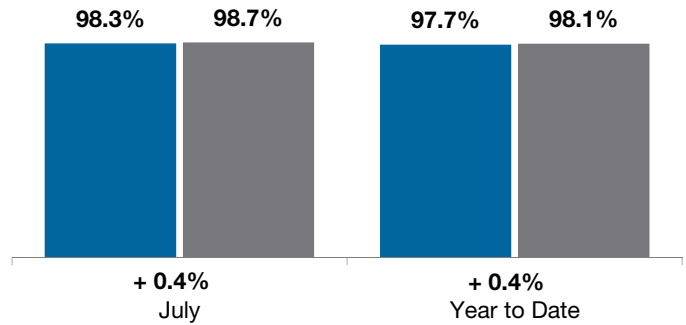
### New Listings

■ 2016 ■ 2017



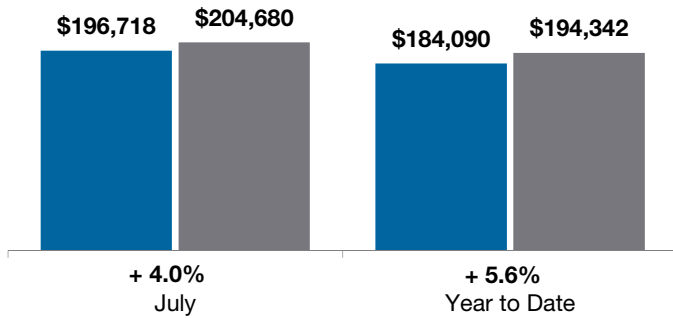
### Pct of Last List Price Received

■ 2016 ■ 2017



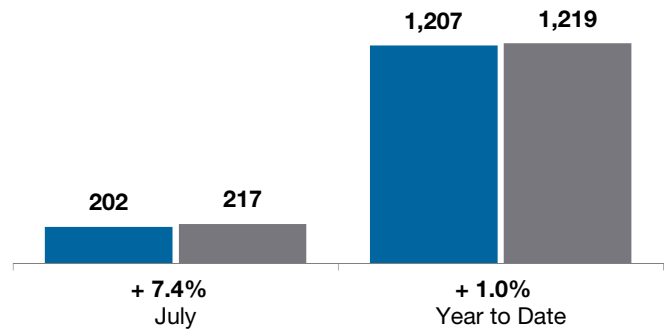
### Average Sales Price

■ 2016 ■ 2017



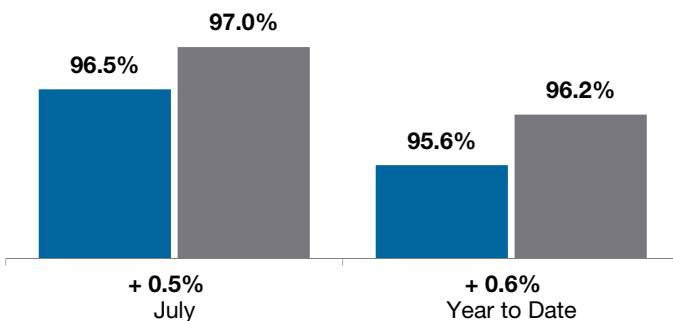
### Single Family Sales

■ 2016 ■ 2017



### Pct. of Orig. List Price Received

■ 2016 ■ 2017



### Condo Sales

■ 2016 ■ 2017

