

Local Market Update – July 2017

A RESEARCH TOOL PROVIDED BY THE COLUMBUS REALTORS®
BASED ON RESIDENTIAL LISTING DATA ONLY



Franklin County

July

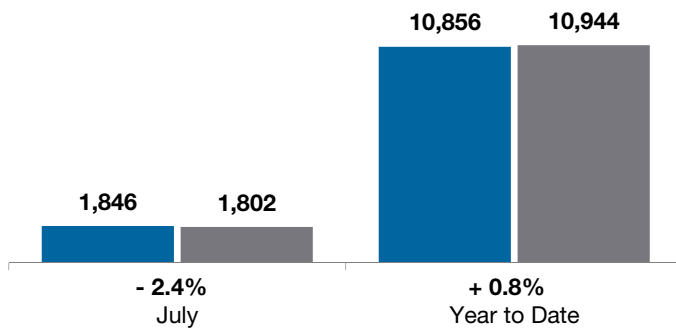
Year to Date

	2016	2017	+ / -	2016	2017	+ / -
Closed Sales	1,846	1,802	- 2.4%	10,856	10,944	+ 0.8%
In Contracts	--	2,168	--	--	12,326	--
Average Sales Price	\$205,639	\$221,451	+ 7.7%	\$195,788	\$208,321	+ 6.4%
Median Sales Price**	\$169,900	\$185,000	+ 8.9%	\$161,640	\$173,900	+ 7.6%
Average Price per Square Foot**	\$116.34	\$125.34	+ 7.7%	\$110.16	\$119.54	+ 8.5%
Percent of Original List Price Received**	98.2%	98.8%	+ 0.6%	96.9%	98.2%	+ 1.3%
Percent of Last List Price Received**	98.8%	99.3%	+ 0.5%	98.3%	99.1%	+ 0.8%
Days on Market Until Sale	26	21	- 19.2%	40	29	- 27.5%
New Listings	2,219	2,204	- 0.7%	13,853	13,753	- 0.7%
Median List Price of New Listings	\$169,000	\$183,000	+ 8.3%	\$165,000	\$180,000	+ 9.1%
Median List Price at Time of Sale	\$169,900	\$184,450	+ 8.6%	\$164,000	\$174,900	+ 6.6%
Inventory of Homes for Sale	--	2,588	--	--	--	--
Months Supply of Inventory	--	1.6	--	--	--	--

** Does not account for seller concessions.

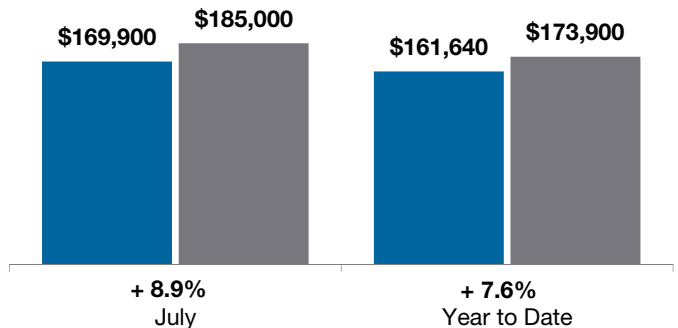
Closed Sales

■ 2016 ■ 2017

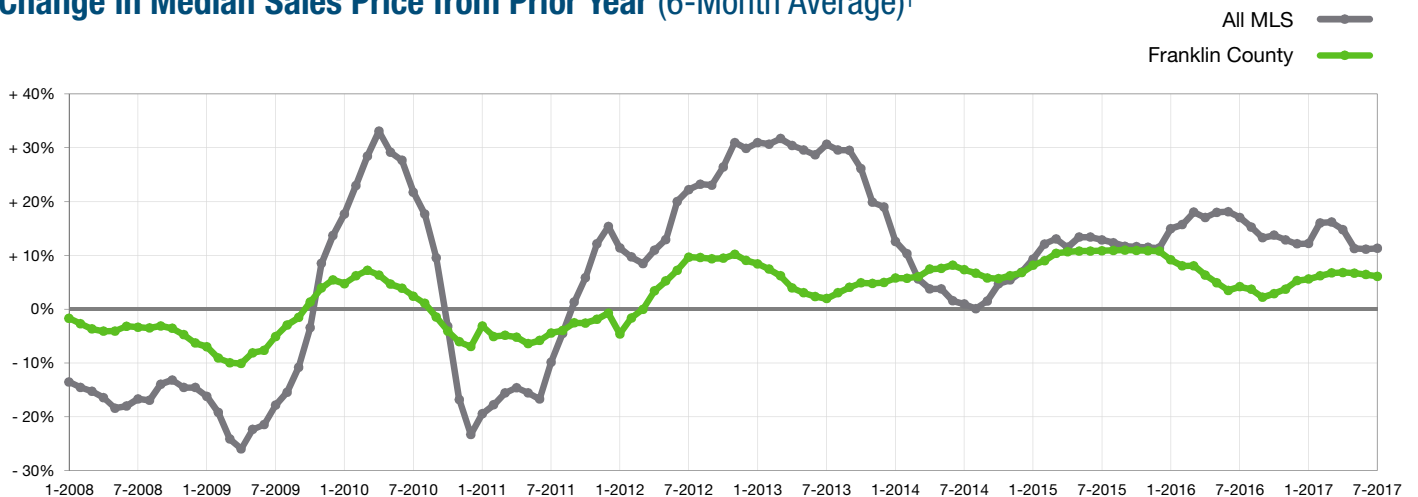


Median Sales Price

■ 2016 ■ 2017



Change in Median Sales Price from Prior Year (6-Month Average)†



† Each dot represents the change in median sales price from the prior year using a 6-month weighted average. This means that each of the 6 months used in a dot are proportioned according to their share of sales during that period. | Current as of August 12, 2017. All data from Columbus REALTORS® Multiple Listing Service (MLS). | Report © 2017 ShowingTime. | Page 1 of 2

Local Market Update – July 2017

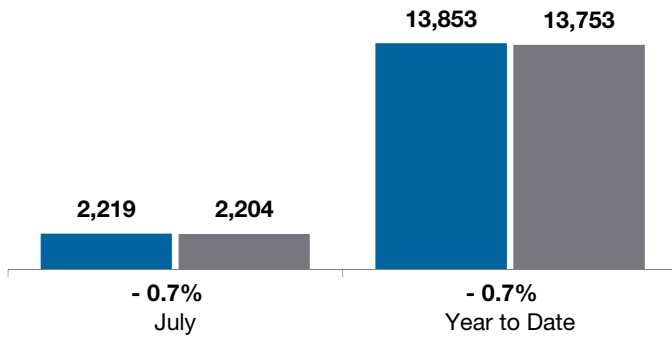
A RESEARCH TOOL PROVIDED BY THE COLUMBUS REALTORS®
 BASED ON RESIDENTIAL LISTING DATA ONLY



Franklin County

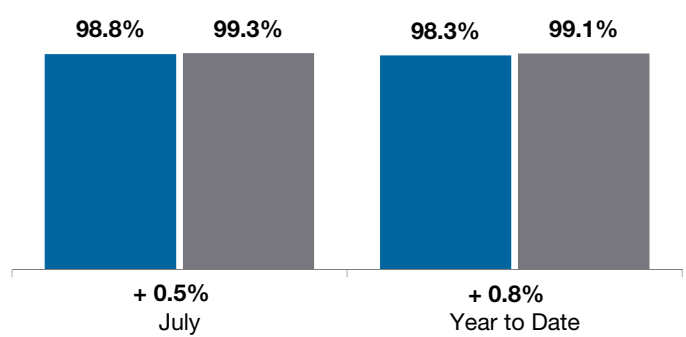
New Listings

■ 2016 ■ 2017



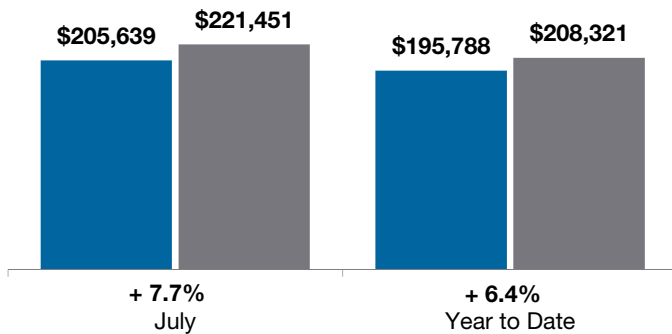
Pct of Last List Price Received

■ 2016 ■ 2017



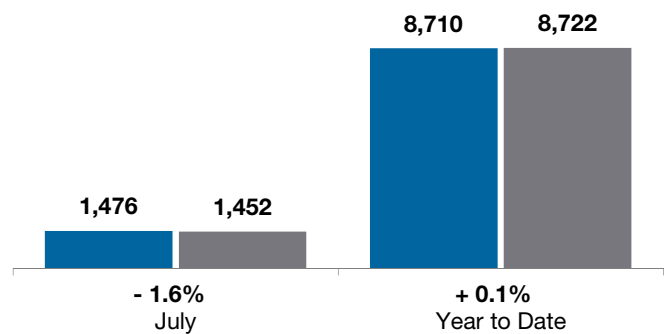
Average Sales Price

■ 2016 ■ 2017



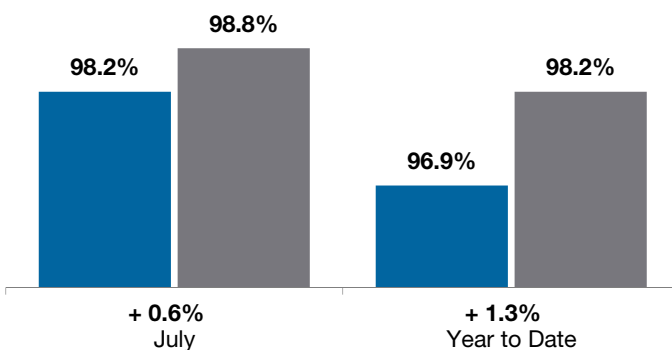
Single Family Sales

■ 2016 ■ 2017



Pct. of Orig. List Price Received

■ 2016 ■ 2017



Condo Sales

■ 2016 ■ 2017

