Local Market Update – July 2017

A RESEARCH TOOL PROVIDED BY THE **COLUMBUS REALTORS®**
BASED ON RESIDENTIAL LISTING DATA ONLY

COLUMBUS REALTORS®

Grandview Heights (Corp.)

Franklin County

	July			Year to Date		
	2016	2017	+ / –	2016	2017	+ / –
Closed Sales	16	**9**	- 43.8%	57	**76**	+ 33.3%
In Contracts	--	**13**	--	--	**85**	--
Average Sales Price	$416,768	**$308,544**	- 26.0%	$365,838	**$334,414**	- 8.6%
Median Sales Price**	$366,250	**$320,000**	- 12.6%	$338,000	**$322,500**	- 4.6%
Average Price per Square Foot**	$227.59	**$225.22**	- 1.0%	$222.93	**$220.18**	- 1.2%
Percent of Original List Price Received**	93.4%	**98.1%**	+ 5.0%	96.2%	**98.4%**	+ 2.3%
Percent of Last List Price Received**	95.3%	**97.6%**	+ 2.4%	97.7%	**99.2%**	+ 1.5%
Days on Market Until Sale	28	**6**	- 78.6%	24	**36**	+ 50.0%
New Listings	18	**13**	- 27.8%	87	**95**	+ 9.2%
Median List Price of New Listings	$374,000	**$324,900**	- 13.1%	$368,500	**$359,900**	- 2.3%
Median List Price at Time of Sale	$374,900	**$320,000**	- 14.6%	$349,900	**$329,950**	- 5.7%
Inventory of Homes for Sale	--	**24**	--	--	--	--
Months Supply of Inventory	--	**2.2**	--	--	--	--

** Does not account for seller concessions.

Closed Sales

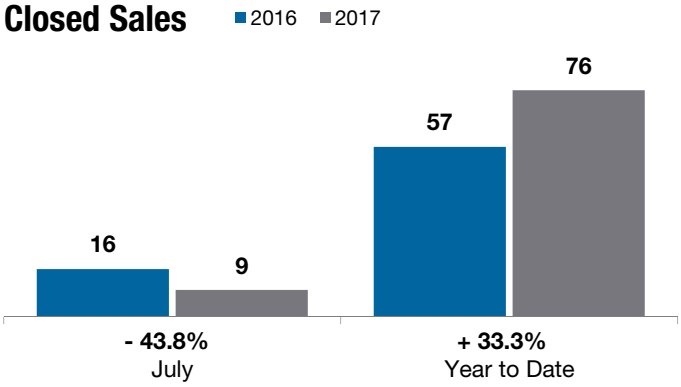

Median Sales Price

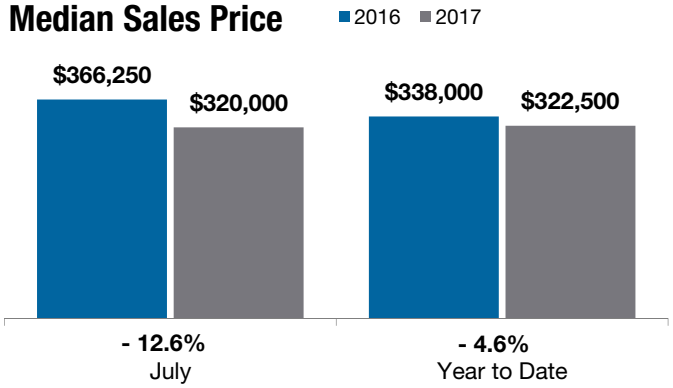

Change in Median Sales Price from Prior Year (6-Month Average)†

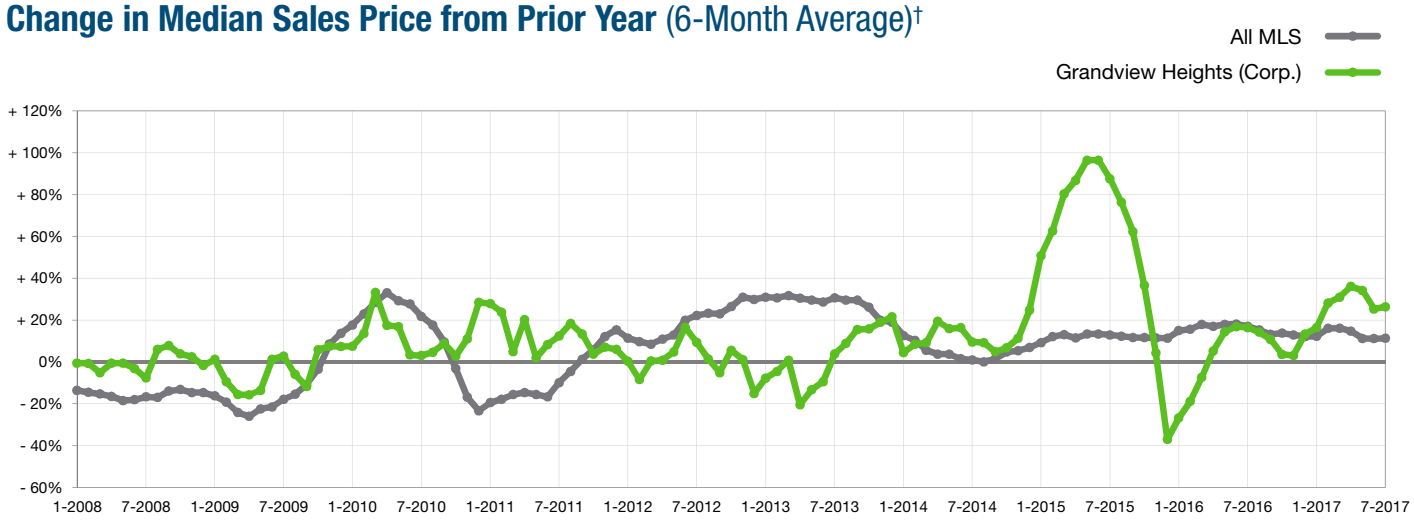

† Each dot represents the change in median sales price from the prior year using a 6-month weighted average. This means that each of the 6 months used in a dot are proportioned according to their share of sales during that period. | Current as of August 12, 2017. All data from Columbus REALTORS® Multiple Listing Service (MLS). | Report © 2017 ShowingTime. |

Local Market Update – July 2017

A RESEARCH TOOL PROVIDED BY THE **COLUMBUS REALTORS®**
BASED ON RESIDENTIAL LISTING DATA ONLY

COLUMBUS REALTORS®

Grandview Heights (Corp.)

Franklin County

New Listings

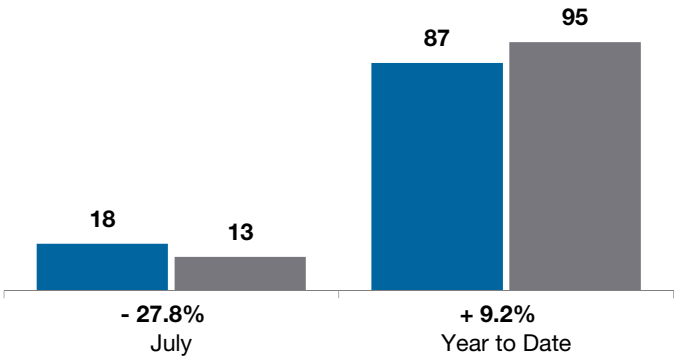

Pct of Last List Price Received

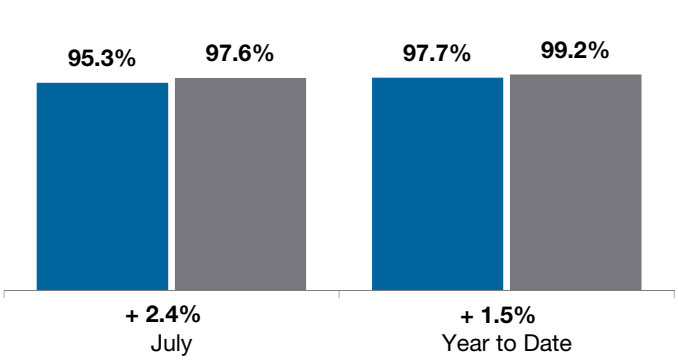

Average Sales Price

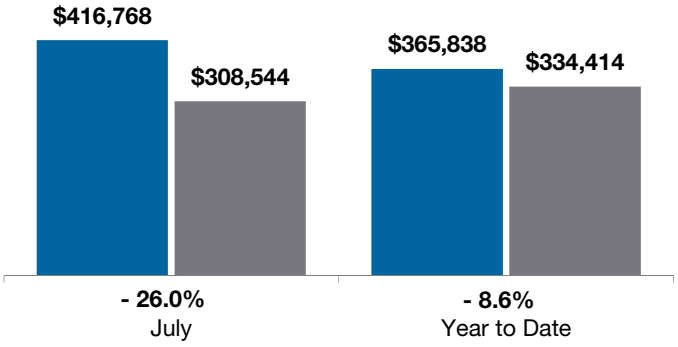

Single Family Sales

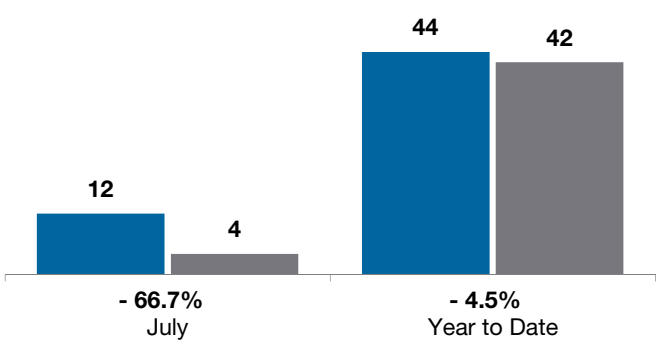

Pct. of Orig. List Price Received

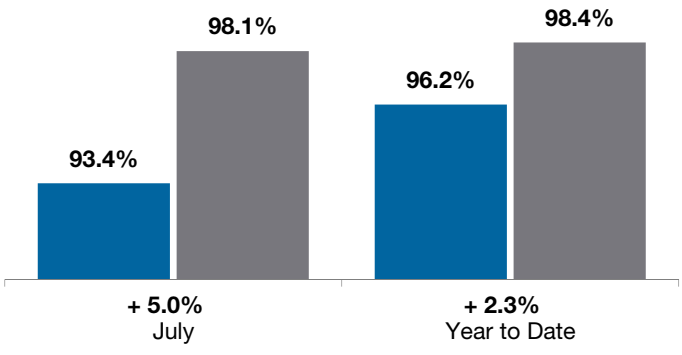
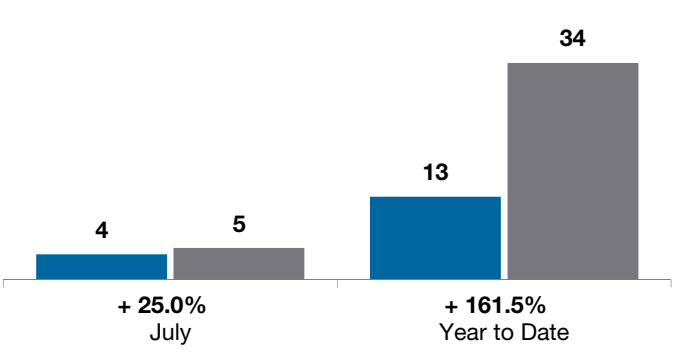
Condo Sales