

Local Market Update – July 2017

A RESEARCH TOOL PROVIDED BY THE COLUMBUS REALTORS®
BASED ON RESIDENTIAL LISTING DATA ONLY



Pickaway County

July

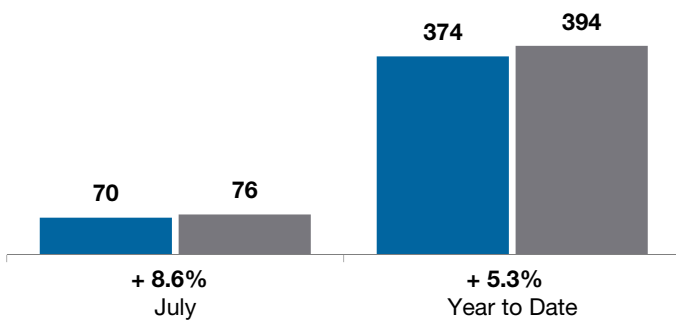
Year to Date

	2016	2017	+ / -	2016	2017	+ / -
Closed Sales	70	76	+ 8.6%	374	394	+ 5.3%
In Contracts	--	86	--	--	447	--
Average Sales Price	\$169,333	\$184,152	+ 8.8%	\$159,408	\$178,029	+ 11.7%
Median Sales Price**	\$149,900	\$161,500	+ 7.7%	\$147,500	\$159,000	+ 7.8%
Average Price per Square Foot**	\$97.24	\$103.13	+ 6.1%	\$90.87	\$95.75	+ 5.4%
Percent of Original List Price Received**	98.2%	97.6%	- 0.6%	95.0%	96.3%	+ 1.4%
Percent of Last List Price Received**	99.6%	98.3%	- 1.3%	97.7%	98.3%	+ 0.6%
Days on Market Until Sale	29	29	0.0%	54	38	- 29.6%
New Listings	86	98	+ 14.0%	532	536	+ 0.8%
Median List Price of New Listings	\$174,450	\$164,900	- 5.5%	\$155,000	\$164,900	+ 6.4%
Median List Price at Time of Sale	\$154,690	\$164,900	+ 6.6%	\$149,900	\$159,900	+ 6.7%
Inventory of Homes for Sale	--	129	--	--	--	--
Months Supply of Inventory	--	2.2	--	--	--	--

** Does not account for seller concessions.

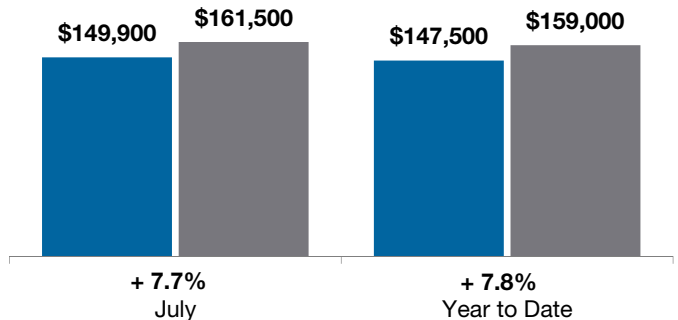
Closed Sales

■ 2016 ■ 2017

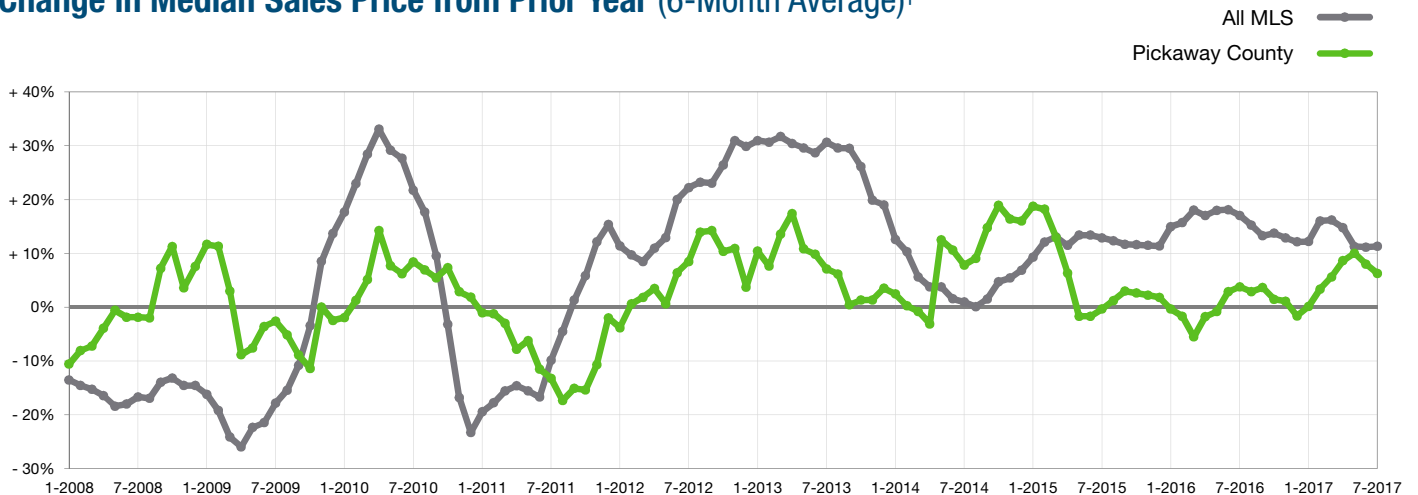


Median Sales Price

■ 2016 ■ 2017



Change in Median Sales Price from Prior Year (6-Month Average)†



† Each dot represents the change in median sales price from the prior year using a 6-month weighted average. This means that each of the 6 months used in a dot are proportioned according to their share of sales during that period. | Current as of August 12, 2017. All data from Columbus REALTORS® Multiple Listing Service (MLS). | Report © 2017 ShowingTime. | Page 1 of 2

Local Market Update – July 2017

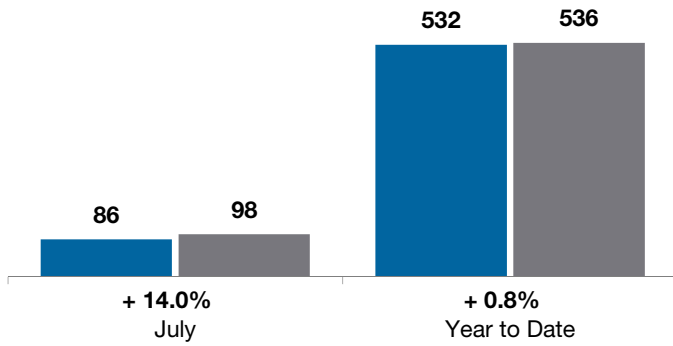
A RESEARCH TOOL PROVIDED BY THE COLUMBUS REALTORS®
BASED ON RESIDENTIAL LISTING DATA ONLY



Pickaway County

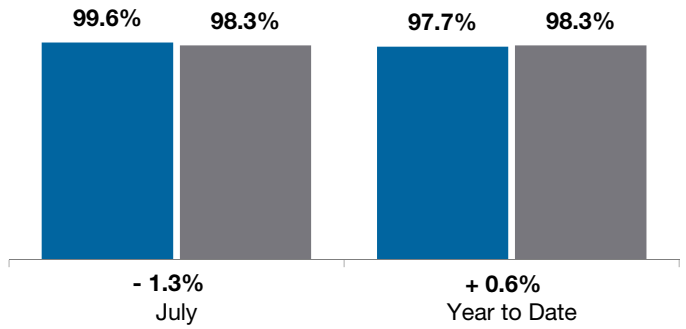
New Listings

■ 2016 ■ 2017



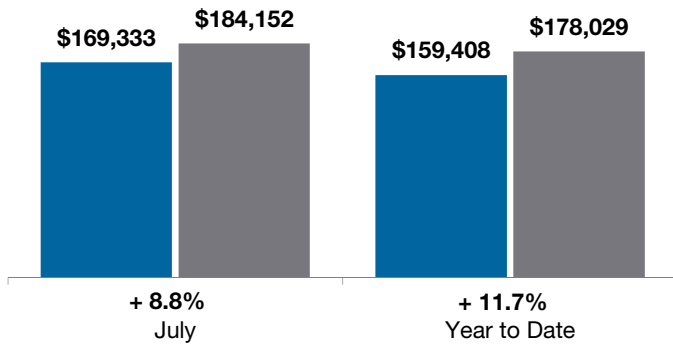
Pct of Last List Price Received

■ 2016 ■ 2017



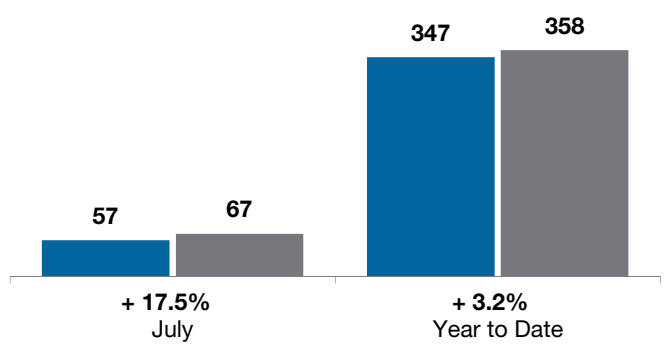
Average Sales Price

■ 2016 ■ 2017



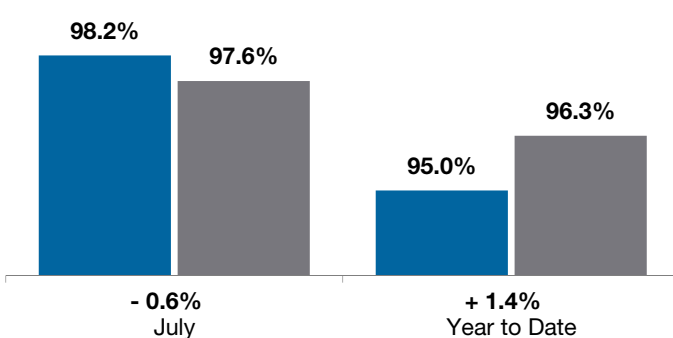
Single Family Sales

■ 2016 ■ 2017



Pct. of Orig. List Price Received

■ 2016 ■ 2017



Condo Sales

■ 2016 ■ 2017

