

Local Market Update – August 2017

A RESEARCH TOOL PROVIDED BY THE COLUMBUS REALTORS®
BASED ON RESIDENTIAL LISTING DATA ONLY



Grove City (Corp.)

Franklin County

August

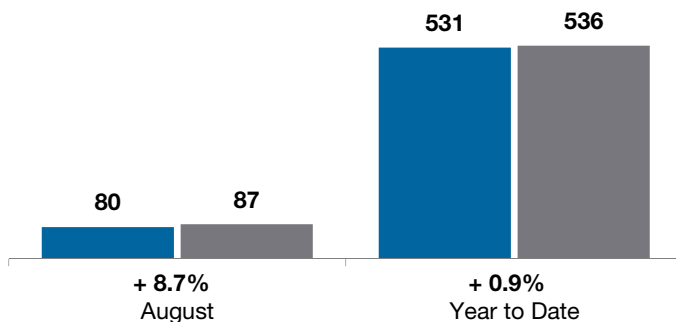
Year to Date

	2016	2017	+ / -	2016	2017	+ / -
Closed Sales	80	87	+ 8.7%	531	536	+ 0.9%
In Contracts	--	106	--	--	607	--
Average Sales Price	\$185,418	\$218,674	+ 17.9%	\$192,930	\$210,922	+ 9.3%
Median Sales Price**	\$176,500	\$205,900	+ 16.7%	\$185,000	\$205,450	+ 11.1%
Average Price per Square Foot**	\$105.95	\$117.50	+ 10.9%	\$103.22	\$112.24	+ 8.7%
Percent of Original List Price Received**	99.0%	97.8%	- 1.2%	97.6%	98.5%	+ 0.9%
Percent of Last List Price Received**	99.2%	99.4%	+ 0.2%	99.0%	99.3%	+ 0.3%
Days on Market Until Sale	26	36	+ 38.5%	46	31	- 32.6%
New Listings	91	101	+ 11.0%	649	671	+ 3.4%
Median List Price of New Listings	\$189,900	\$219,900	+ 15.8%	\$194,900	\$219,900	+ 12.8%
Median List Price at Time of Sale	\$179,900	\$208,900	+ 16.1%	\$185,000	\$205,000	+ 10.8%
Inventory of Homes for Sale	--	125	--	--	--	--
Months Supply of Inventory	--	1.8	--	--	--	--

** Does not account for seller concessions.

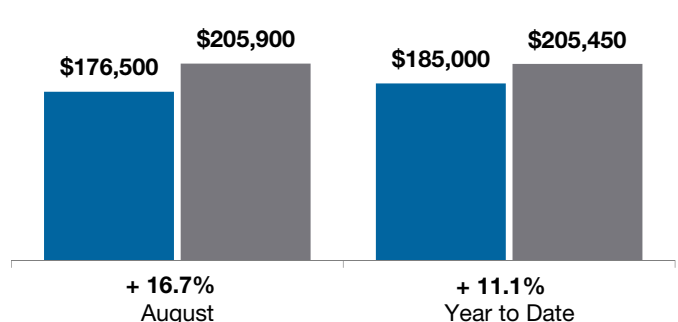
Closed Sales

■ 2016 ■ 2017

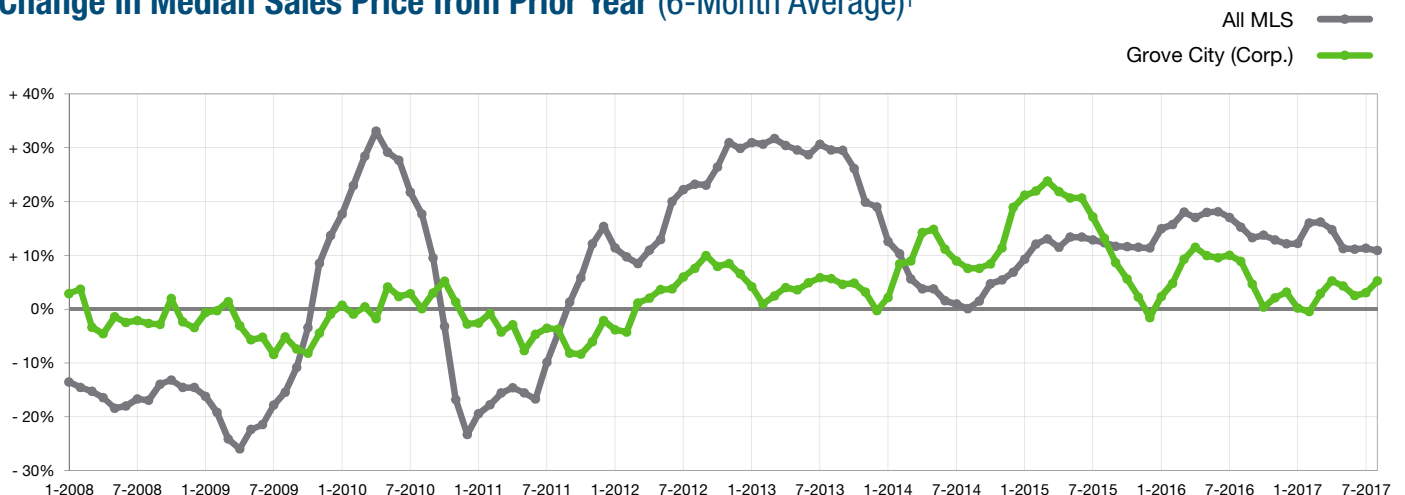


Median Sales Price

■ 2016 ■ 2017



Change in Median Sales Price from Prior Year (6-Month Average)†



† Each dot represents the change in median sales price from the prior year using a 6-month weighted average. This means that each of the 6 months used in a dot are proportioned according to their share of sales during that period. | Current as of September 12, 2017. All data from Columbus REALTORS® Multiple Listing Service (MLS). | Report © 2017 ShowingTime. | Page 1 of 2

Local Market Update – August 2017

A RESEARCH TOOL PROVIDED BY THE COLUMBUS REALTORS®
BASED ON RESIDENTIAL LISTING DATA ONLY

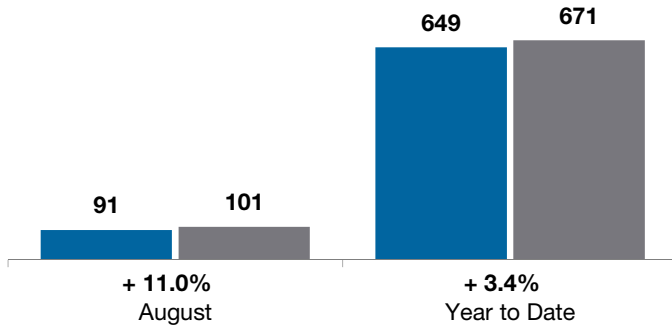


Grove City (Corp.)

Franklin County

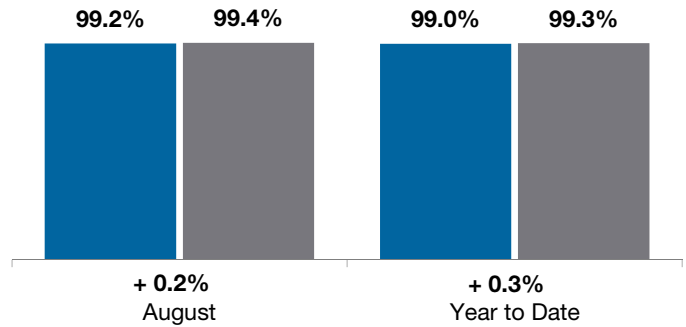
New Listings

■ 2016 ■ 2017



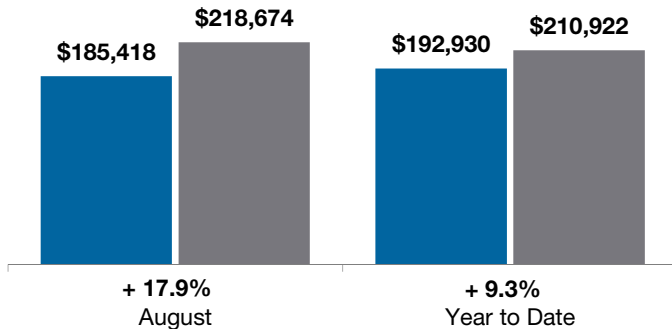
Pct of Last List Price Received

■ 2016 ■ 2017



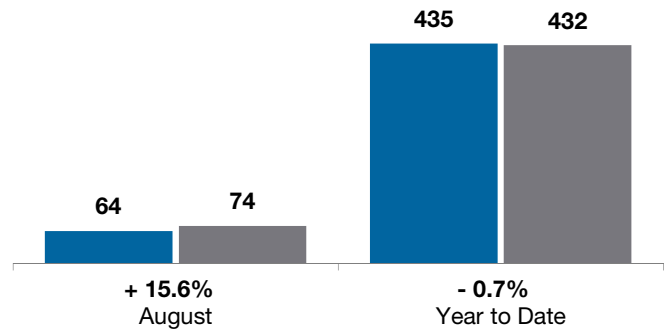
Average Sales Price

■ 2016 ■ 2017



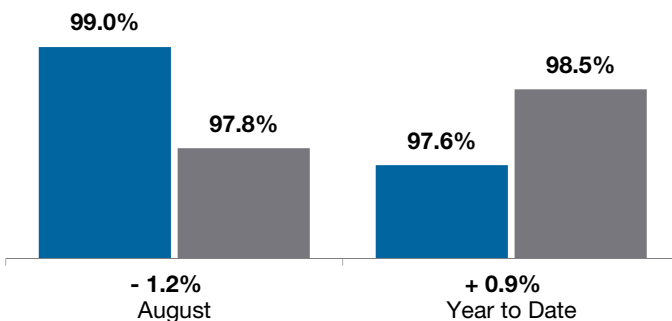
Single Family Sales

■ 2016 ■ 2017



Pct. of Orig. List Price Received

■ 2016 ■ 2017



Condo Sales

■ 2016 ■ 2017

