

Local Market Update – August 2017

A RESEARCH TOOL PROVIDED BY THE COLUMBUS REALTORS®
BASED ON RESIDENTIAL LISTING DATA ONLY



London City School District

Madison County

August

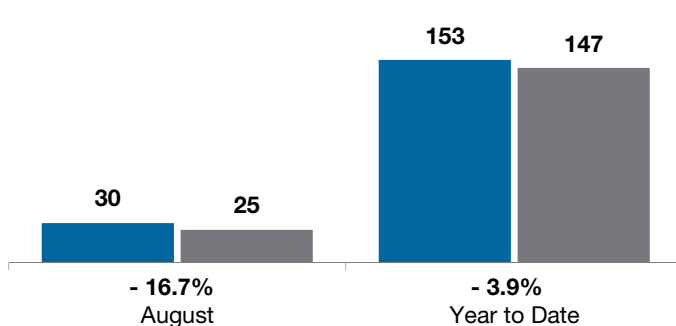
Year to Date

	2016	2017	+ / -	2016	2017	+ / -
Closed Sales	30	25	- 16.7%	153	147	- 3.9%
In Contracts	--	26	--	--	170	--
Average Sales Price	\$150,450	\$150,424	- 0.0%	\$159,062	\$149,518	- 6.0%
Median Sales Price**	\$126,950	\$136,900	+ 7.8%	\$146,500	\$139,950	- 4.5%
Average Price per Square Foot**	\$88.95	\$88.78	- 0.2%	\$91.44	\$91.72	+ 0.3%
Percent of Original List Price Received**	96.3%	95.8%	- 0.5%	94.3%	95.7%	+ 1.5%
Percent of Last List Price Received**	98.6%	99.3%	+ 0.7%	97.0%	97.2%	+ 0.2%
Days on Market Until Sale	42	72	+ 71.4%	67	71	+ 6.0%
New Listings	19	23	+ 21.1%	191	182	- 4.7%
Median List Price of New Listings	\$149,000	\$169,900	+ 14.0%	\$147,950	\$157,200	+ 6.3%
Median List Price at Time of Sale	\$128,400	\$145,000	+ 12.9%	\$149,900	\$146,200	- 2.5%
Inventory of Homes for Sale	--	42	--	--	--	--
Months Supply of Inventory	--	2.2	--	--	--	--

** Does not account for seller concessions.

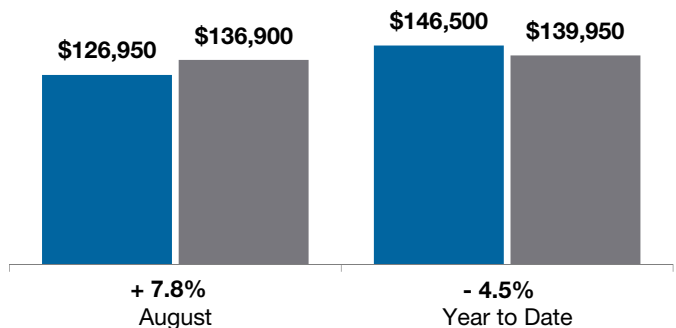
Closed Sales

■ 2016 ■ 2017



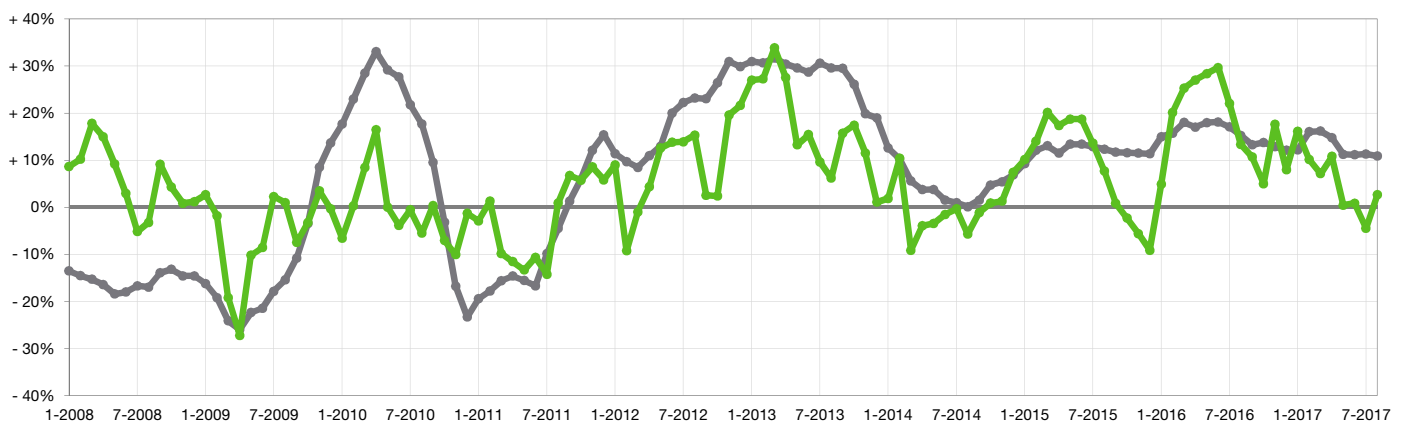
Median Sales Price

■ 2016 ■ 2017



Change in Median Sales Price from Prior Year (6-Month Average)†

All MLS — London City School District —



† Each dot represents the change in median sales price from the prior year using a 6-month weighted average. This means that each of the 6 months used in a dot are proportioned according to their share of sales during that period. | Current as of September 12, 2017. All data from Columbus REALTORS® Multiple Listing Service (MLS). | Report © 2017 ShowingTime. | Page 1 of 2

Local Market Update – August 2017

A RESEARCH TOOL PROVIDED BY THE COLUMBUS REALTORS®
BASED ON RESIDENTIAL LISTING DATA ONLY

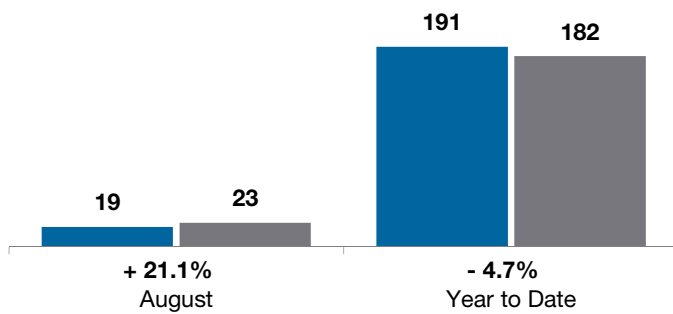


London City School District

Madison County

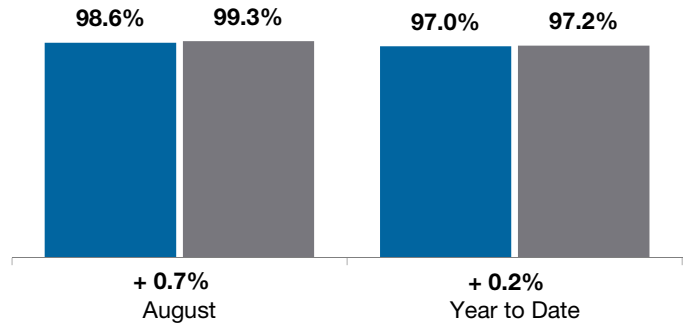
New Listings

■ 2016 ■ 2017



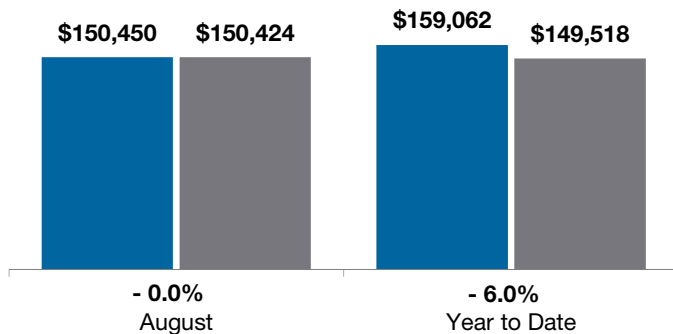
Pct of Last List Price Received

■ 2016 ■ 2017



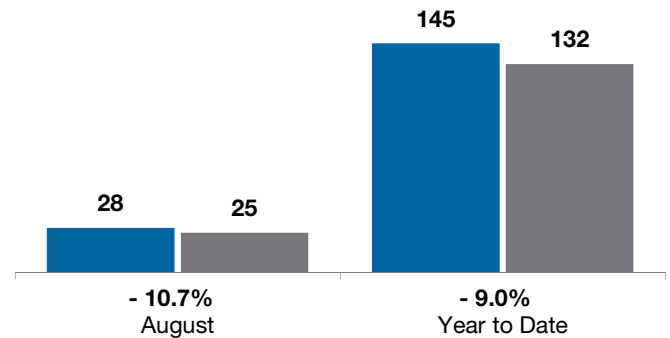
Average Sales Price

■ 2016 ■ 2017



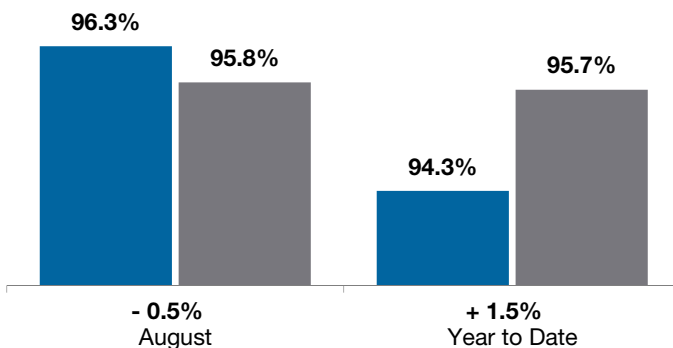
Single Family Sales

■ 2016 ■ 2017



Pct. of Orig. List Price Received

■ 2016 ■ 2017



Condo Sales

■ 2016 ■ 2017

