

Local Market Update – August 2017

A RESEARCH TOOL PROVIDED BY THE COLUMBUS REALTORS®
BASED ON RESIDENTIAL LISTING DATA ONLY



Morrow County

August

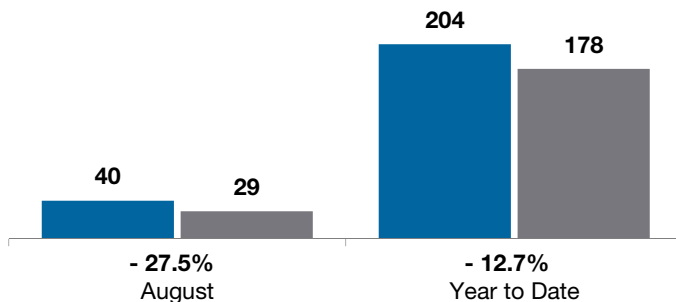
Year to Date

	2016	2017	+ / -	2016	2017	+ / -
Closed Sales	40	29	- 27.5%	204	178	- 12.7%
In Contracts	--	48	--	--	220	--
Average Sales Price	\$151,895	\$136,875	- 9.9%	\$154,986	\$156,126	+ 0.7%
Median Sales Price**	\$152,450	\$128,950	- 15.4%	\$141,500	\$140,450	- 0.7%
Average Price per Square Foot**	\$96.33	\$75.35	- 21.8%	\$90.48	\$89.16	- 1.5%
Percent of Original List Price Received**	93.5%	96.8%	+ 3.5%	95.0%	96.0%	+ 1.1%
Percent of Last List Price Received**	97.9%	98.8%	+ 0.9%	97.4%	98.0%	+ 0.6%
Days on Market Until Sale	52	34	- 34.6%	61	58	- 4.9%
New Listings	29	56	+ 93.1%	262	279	+ 6.5%
Median List Price of New Listings	\$154,950	\$144,950	- 6.5%	\$149,350	\$149,900	+ 0.4%
Median List Price at Time of Sale	\$154,850	\$132,375	- 14.5%	\$148,350	\$143,550	- 3.2%
Inventory of Homes for Sale	--	78	--	--	--	--
Months Supply of Inventory	--	3.1	--	--	--	--

** Does not account for seller concessions.

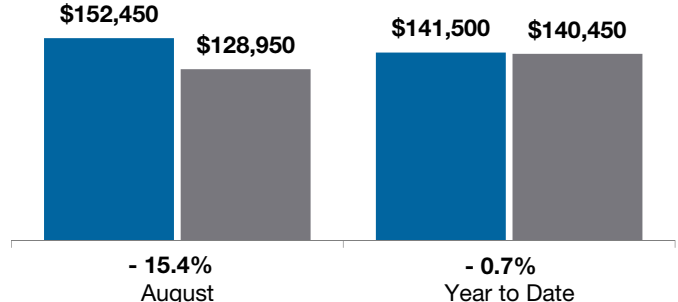
Closed Sales

■ 2016 ■ 2017

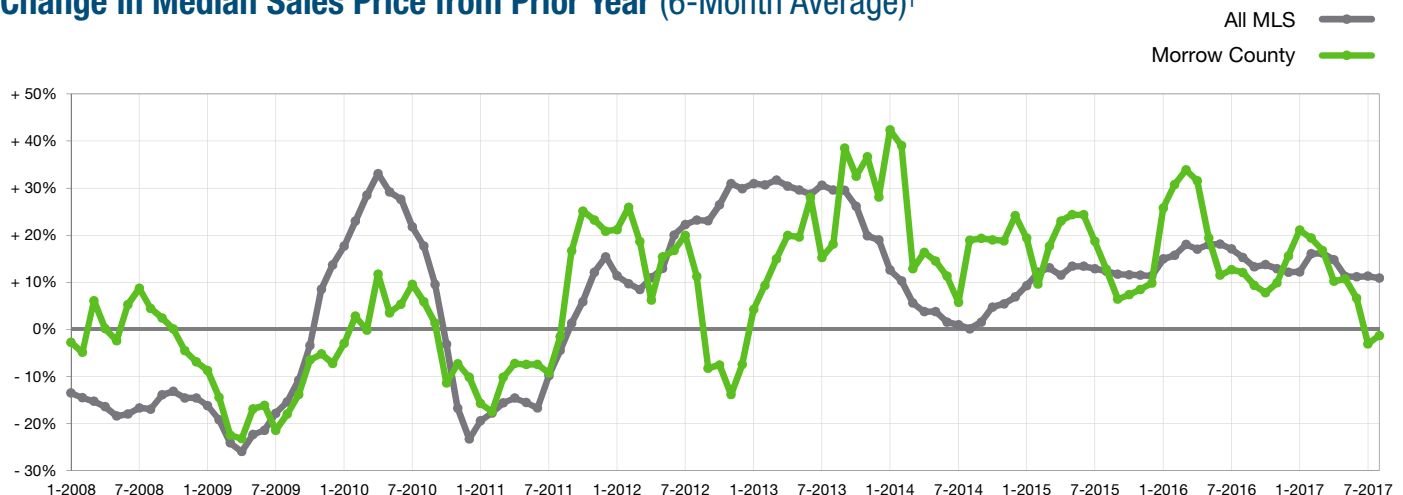


Median Sales Price

■ 2016 ■ 2017



Change in Median Sales Price from Prior Year (6-Month Average)†



† Each dot represents the change in median sales price from the prior year using a 6-month weighted average. This means that each of the 6 months used in a dot are proportioned according to their share of sales during that period. | Current as of September 12, 2017. All data from Columbus REALTORS® Multiple Listing Service (MLS). | Report © 2017 ShowingTime. | Page 1 of 2

Local Market Update – August 2017

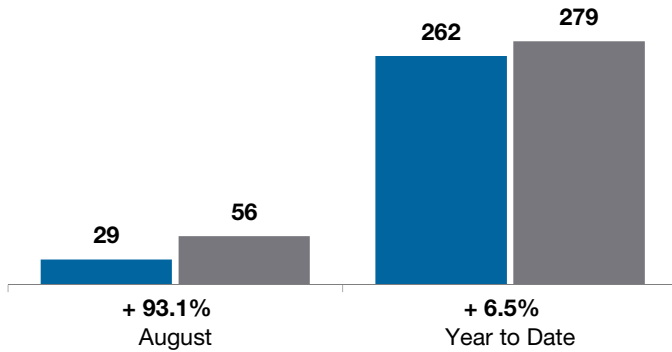
A RESEARCH TOOL PROVIDED BY THE COLUMBUS REALTORS®
BASED ON RESIDENTIAL LISTING DATA ONLY



Morrow County

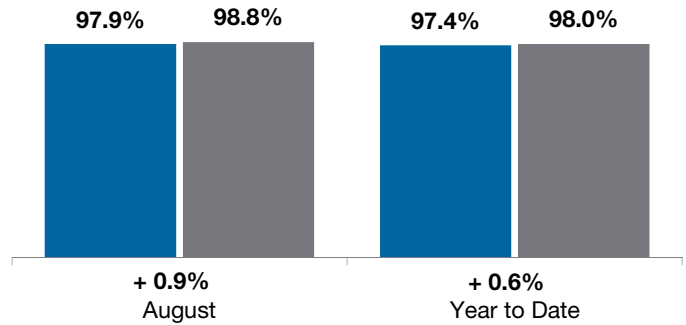
New Listings

■ 2016 ■ 2017



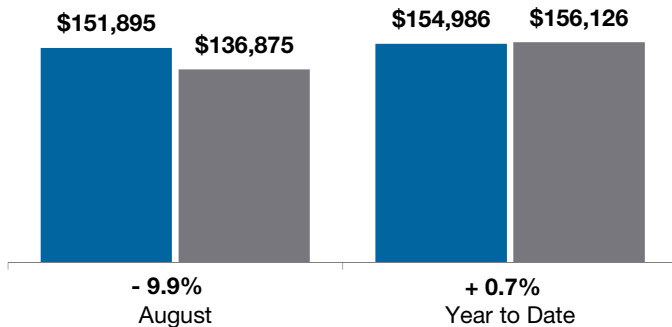
Pct of Last List Price Received

■ 2016 ■ 2017



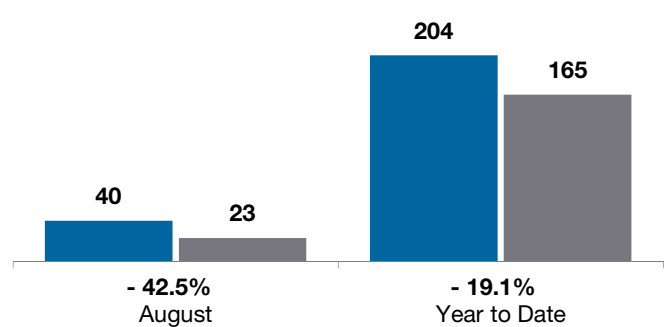
Average Sales Price

■ 2016 ■ 2017



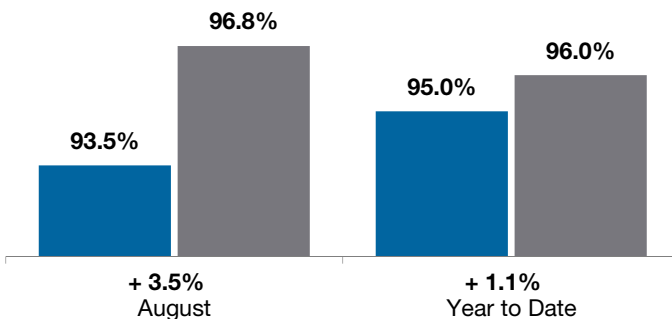
Single Family Sales

■ 2016 ■ 2017



Pct. of Orig. List Price Received

■ 2016 ■ 2017



Condo Sales

■ 2016 ■ 2017

