

Local Market Update – September 2017

A RESEARCH TOOL PROVIDED BY THE COLUMBUS REALTORS®
BASED ON RESIDENTIAL LISTING DATA ONLY



Washington Court House City School District

Fayette County

September

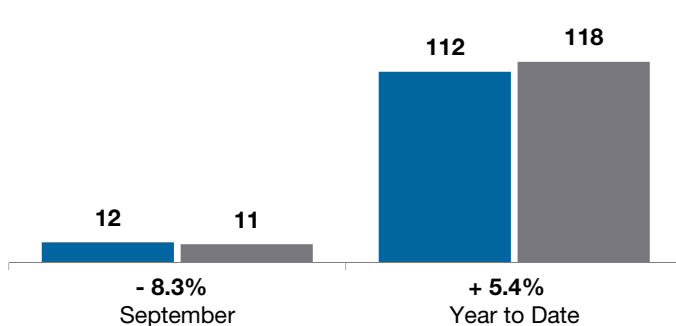
Year to Date

	2016	2017	+ / -	2016	2017	+ / -
Closed Sales	12	11	- 8.3%	112	118	+ 5.4%
In Contracts	--	19	--	--	128	--
Average Sales Price	\$94,350	\$121,445	+ 28.7%	\$98,413	\$106,791	+ 8.5%
Median Sales Price**	\$67,000	\$110,000	+ 64.2%	\$86,450	\$92,000	+ 6.4%
Average Price per Square Foot**	\$51.64	\$73.65	+ 42.6%	\$59.96	\$63.07	+ 5.2%
Percent of Original List Price Received**	91.5%	92.9%	+ 1.5%	93.0%	92.8%	- 0.2%
Percent of Last List Price Received**	96.8%	96.0%	- 0.8%	96.8%	94.8%	- 2.1%
Days on Market Until Sale	40	39	- 2.5%	76	58	- 23.7%
New Listings	11	27	+ 145.5%	147	170	+ 15.6%
Median List Price of New Listings	\$115,444	\$109,000	- 5.6%	\$89,700	\$99,250	+ 10.6%
Median List Price at Time of Sale	\$68,200	\$110,000	+ 61.3%	\$89,900	\$99,000	+ 10.1%
Inventory of Homes for Sale	--	53	--	--	--	--
Months Supply of Inventory	--	3.8	--	--	--	--

** Does not account for seller concessions.

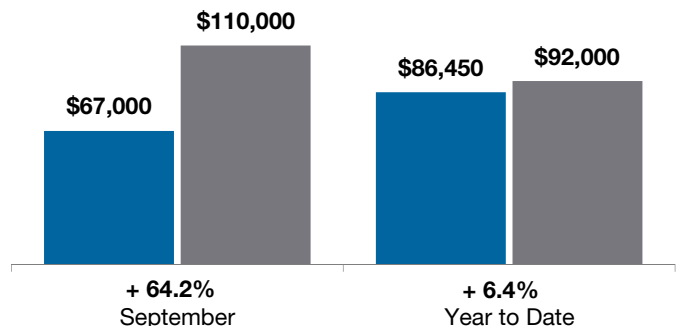
Closed Sales

■ 2016 ■ 2017

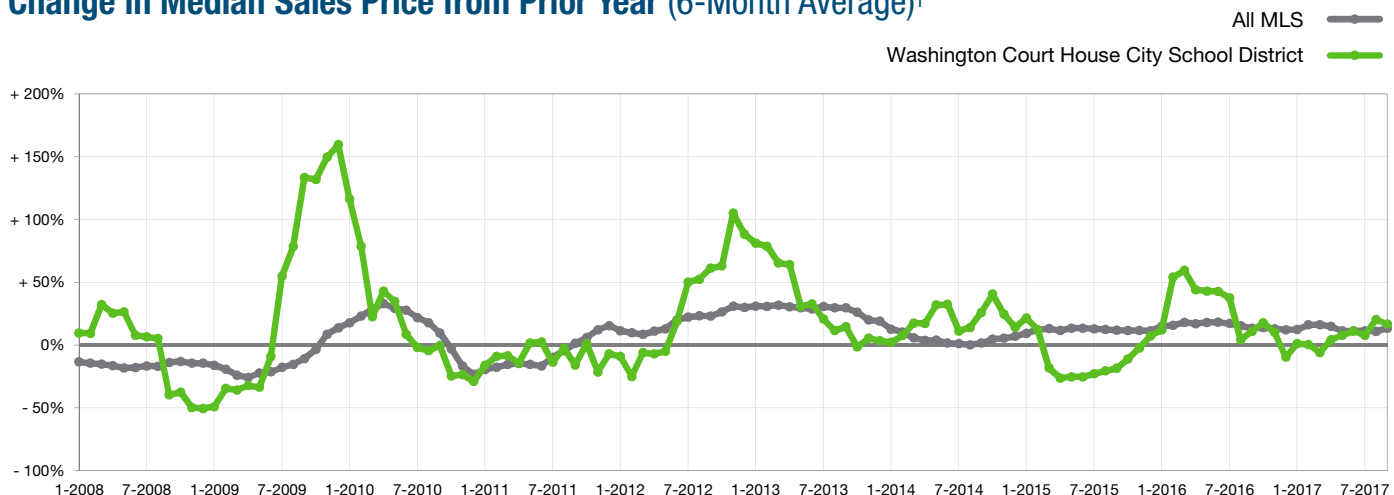


Median Sales Price

■ 2016 ■ 2017



Change in Median Sales Price from Prior Year (6-Month Average)†



† Each dot represents the change in median sales price from the prior year using a 6-month weighted average. This means that each of the 6 months used in a dot are proportioned according to their share of sales during that period. | Current as of October 12, 2017. All data from Columbus REALTORS® Multiple Listing Service (MLS). | Report © 2017 ShowingTime. | Page 1 of 2

Local Market Update – September 2017

A RESEARCH TOOL PROVIDED BY THE COLUMBUS REALTORS®
BASED ON RESIDENTIAL LISTING DATA ONLY

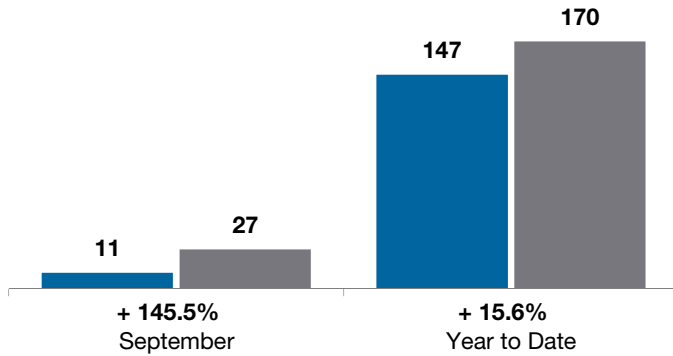


Washington Court House City School District

Fayette County

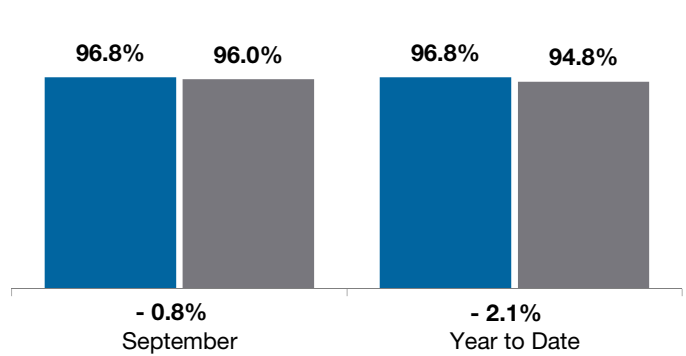
New Listings

■ 2016 ■ 2017



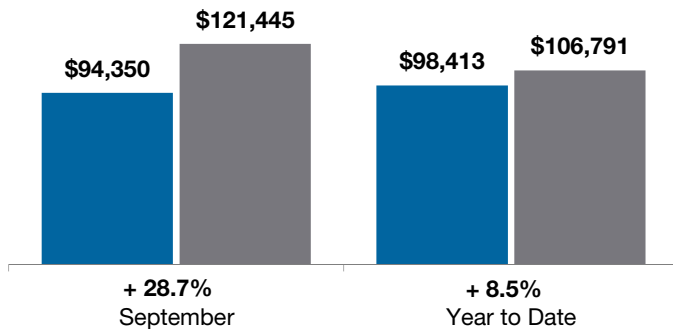
Pct of Last List Price Received

■ 2016 ■ 2017



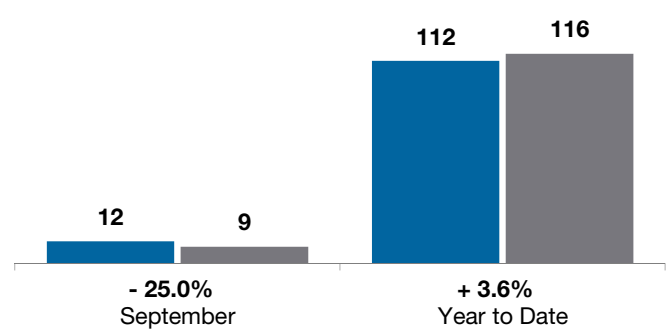
Average Sales Price

■ 2016 ■ 2017



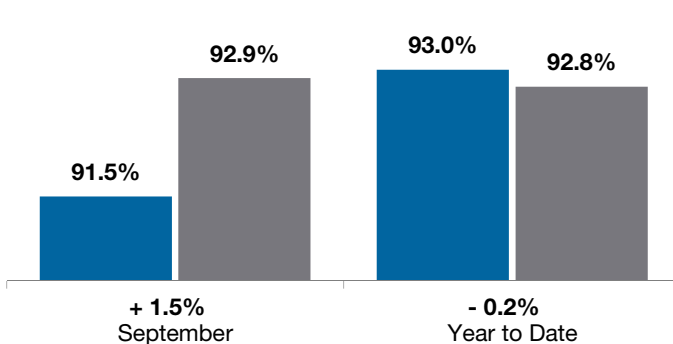
Single Family Sales

■ 2016 ■ 2017



Pct. of Orig. List Price Received

■ 2016 ■ 2017



Condo Sales

■ 2016 ■ 2017

