

Local Market Update – October 2017

A RESEARCH TOOL PROVIDED BY THE COLUMBUS REALTORS®
BASED ON RESIDENTIAL LISTING DATA ONLY



Madison County

October

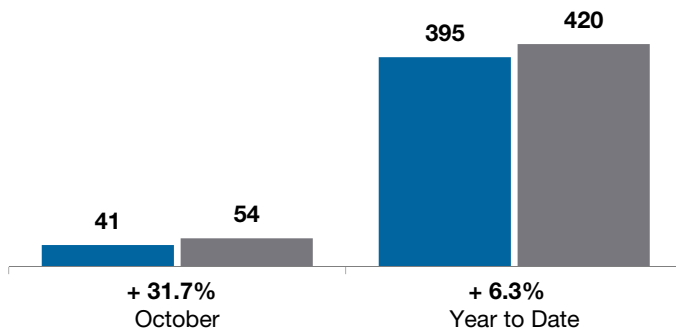
Year to Date

	2016	2017	+ / -	2016	2017	+ / -
Closed Sales	41	54	+ 31.7%	395	420	+ 6.3%
In Contracts	--	59	--	--	452	--
Average Sales Price	\$157,605	\$172,624	+ 9.5%	\$165,851	\$172,916	+ 4.3%
Median Sales Price**	\$130,000	\$155,500	+ 19.6%	\$145,250	\$149,900	+ 3.2%
Average Price per Square Foot**	\$94.47	\$100.98	+ 6.9%	\$95.56	\$100.73	+ 5.4%
Percent of Original List Price Received**	93.9%	94.3%	+ 0.4%	95.4%	95.6%	+ 0.2%
Percent of Last List Price Received**	97.5%	96.6%	- 0.9%	98.0%	97.5%	- 0.5%
Days on Market Until Sale	52	42	- 19.2%	60	55	- 8.3%
New Listings	42	52	+ 23.8%	486	490	+ 0.8%
Median List Price of New Listings	\$144,900	\$141,200	- 2.6%	\$149,900	\$158,500	+ 5.7%
Median List Price at Time of Sale	\$139,900	\$159,900	+ 14.3%	\$149,900	\$154,900	+ 3.3%
Inventory of Homes for Sale	--	86	--	--	--	--
Months Supply of Inventory	--	2.0	--	--	--	--

** Does not account for seller concessions.

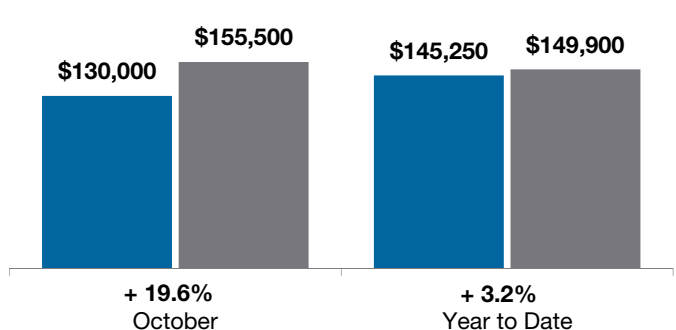
Closed Sales

■ 2016 ■ 2017

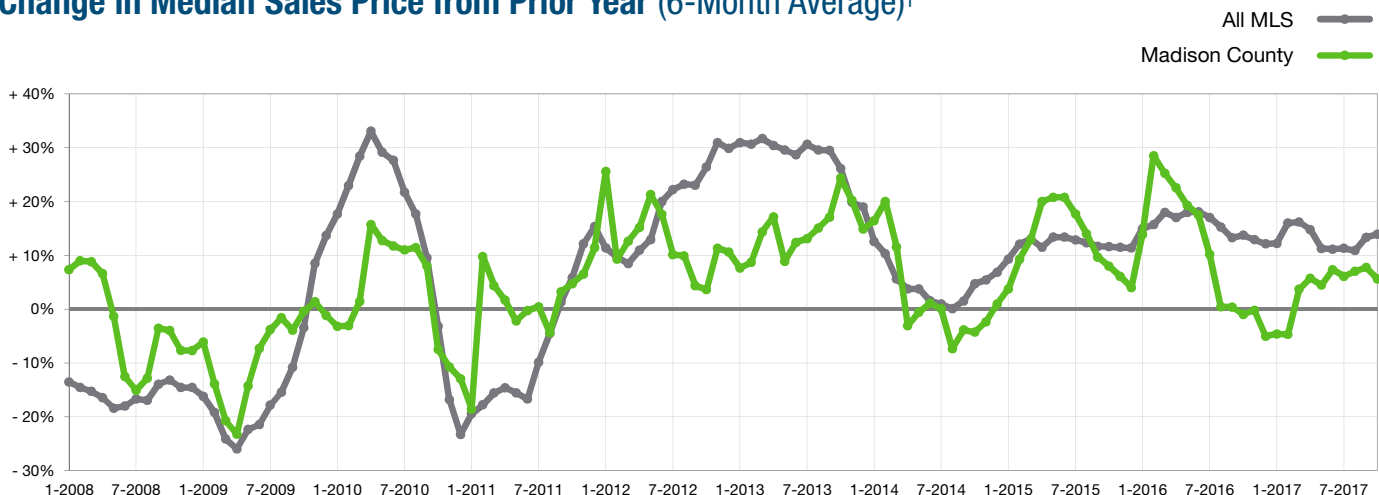


Median Sales Price

■ 2016 ■ 2017



Change in Median Sales Price from Prior Year (6-Month Average)†



† Each dot represents the change in median sales price from the prior year using a 6-month weighted average. This means that each of the 6 months used in a dot are proportioned according to their share of sales during that period. | Current as of November 13, 2017. All data from Columbus REALTORS® Multiple Listing Service (MLS). | Report © 2017 ShowingTime. | Page 1 of 2

Local Market Update – October 2017

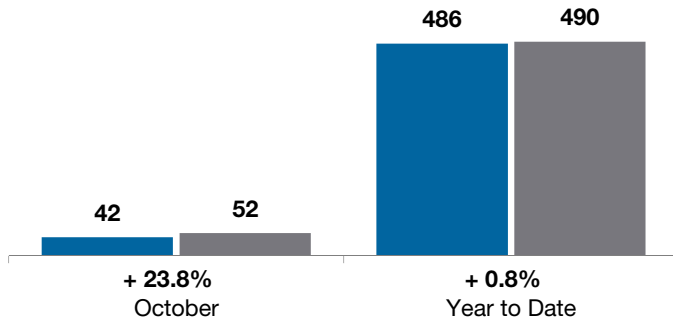
A RESEARCH TOOL PROVIDED BY THE COLUMBUS REALTORS®
BASED ON RESIDENTIAL LISTING DATA ONLY



Madison County

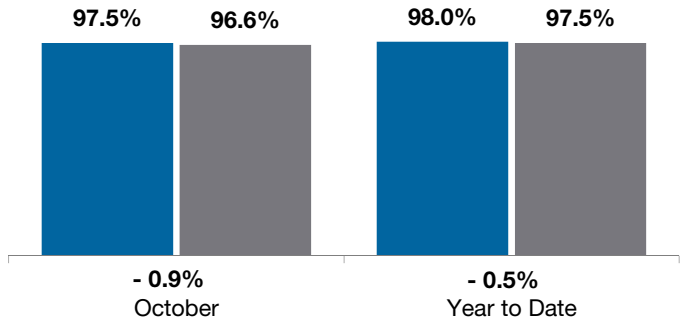
New Listings

■ 2016 ■ 2017



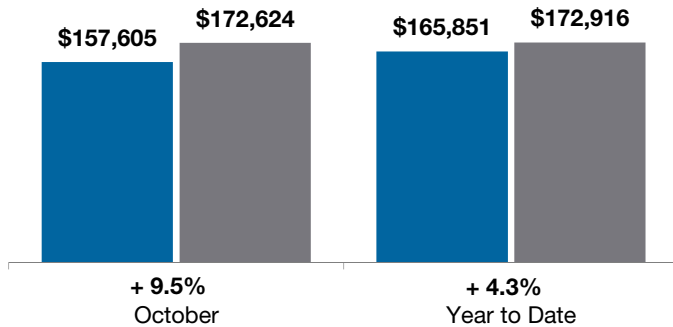
Pct of Last List Price Received

■ 2016 ■ 2017



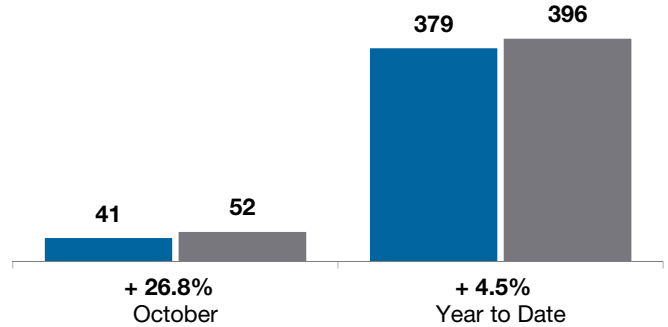
Average Sales Price

■ 2016 ■ 2017



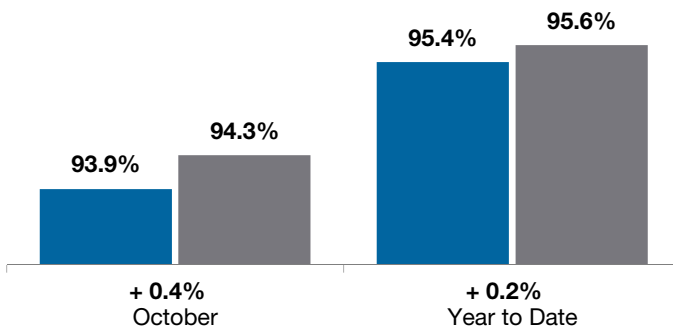
Single Family Sales

■ 2016 ■ 2017



Pct. of Orig. List Price Received

■ 2016 ■ 2017



Condo Sales

■ 2016 ■ 2017

