

Local Market Update – December 2017

A RESEARCH TOOL PROVIDED BY THE COLUMBUS REALTORS®
BASED ON RESIDENTIAL LISTING DATA ONLY



Beechwold / Clintonville

Franklin County (43214, 43202)

December

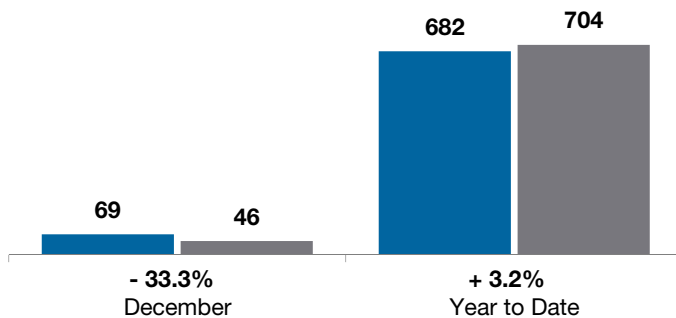
Year to Date

	2016	2017	+ / -	2016	2017	+ / -
Closed Sales	69	46	- 33.3%	682	704	+ 3.2%
In Contracts	--	45	--	--	715	--
Average Sales Price	\$239,283	\$255,542	+ 6.8%	\$244,432	\$260,116	+ 6.4%
Median Sales Price**	\$220,950	\$247,750	+ 12.1%	\$234,450	\$245,000	+ 4.5%
Average Price per Square Foot**	\$165.77	\$178.50	+ 7.7%	\$171.52	\$185.13	+ 7.9%
Percent of Original List Price Received**	95.0%	96.1%	+ 1.2%	97.8%	98.7%	+ 0.9%
Percent of Last List Price Received**	97.9%	98.3%	+ 0.4%	98.9%	99.4%	+ 0.5%
Days on Market Until Sale	37	34	- 8.1%	27	23	- 14.8%
New Listings	19	28	+ 47.4%	743	781	+ 5.1%
Median List Price of New Listings	\$237,000	\$274,950	+ 16.0%	\$237,500	\$250,000	+ 5.3%
Median List Price at Time of Sale	\$226,950	\$252,400	+ 11.2%	\$235,000	\$247,800	+ 5.4%
Inventory of Homes for Sale	--	48	--	--	--	--
Months Supply of Inventory	--	0.8	--	--	--	--

** Does not account for seller concessions.

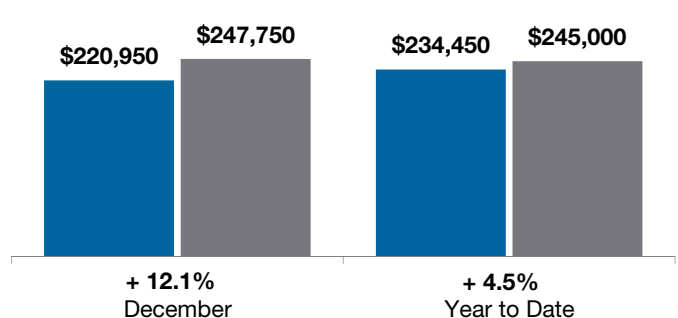
Closed Sales

■ 2016 ■ 2017

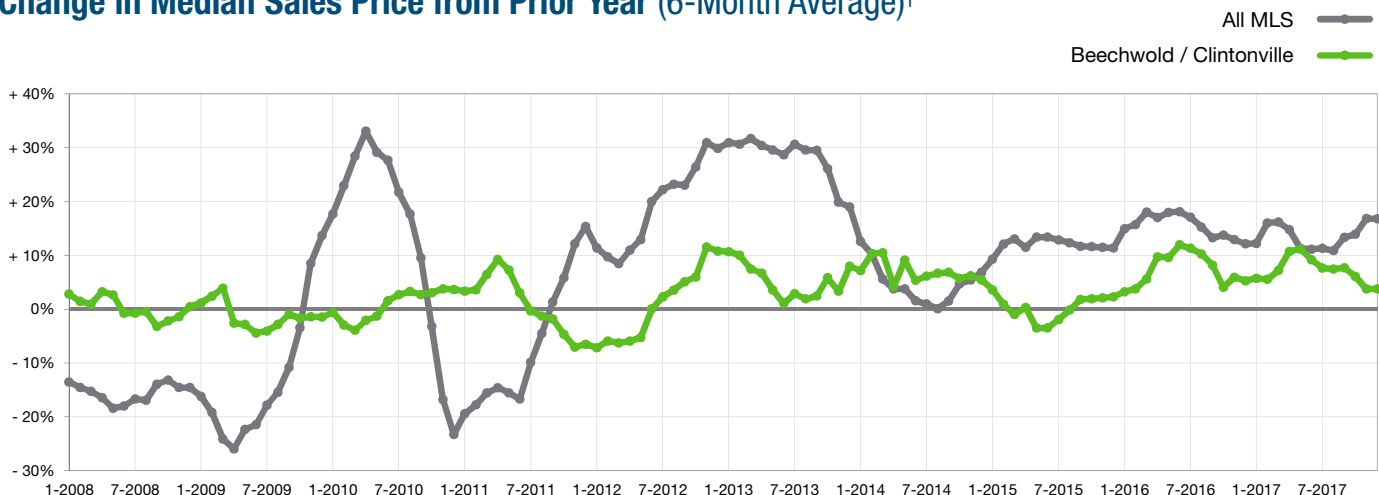


Median Sales Price

■ 2016 ■ 2017



Change in Median Sales Price from Prior Year (6-Month Average)†



† Each dot represents the change in median sales price from the prior year using a 6-month weighted average. This means that each of the 6 months used in a dot are proportioned according to their share of sales during that period. | Current as of January 12, 2018. All data from Columbus REALTORS® Multiple Listing Service (MLS). | Report © 2018 ShowingTime. | Page 1 of 2

Local Market Update – December 2017

A RESEARCH TOOL PROVIDED BY THE COLUMBUS REALTORS®
BASED ON RESIDENTIAL LISTING DATA ONLY

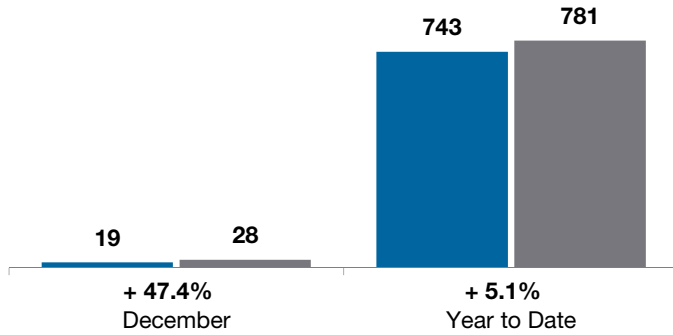


Beechwold / Clintonville

Franklin County (43214, 43202)

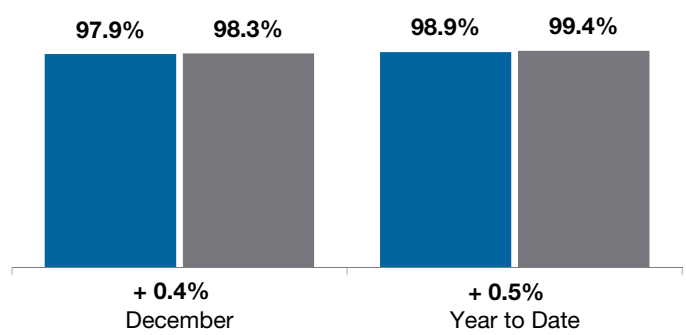
New Listings

■ 2016 ■ 2017



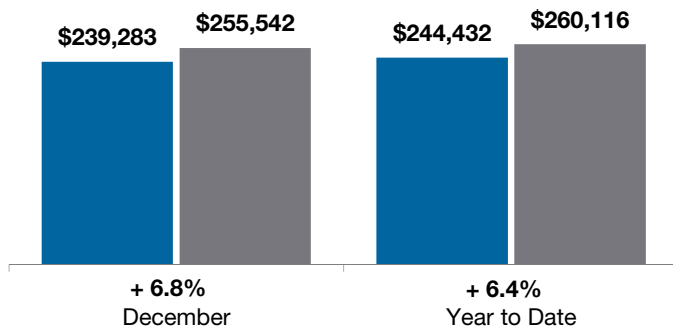
Pct of Last List Price Received

■ 2016 ■ 2017



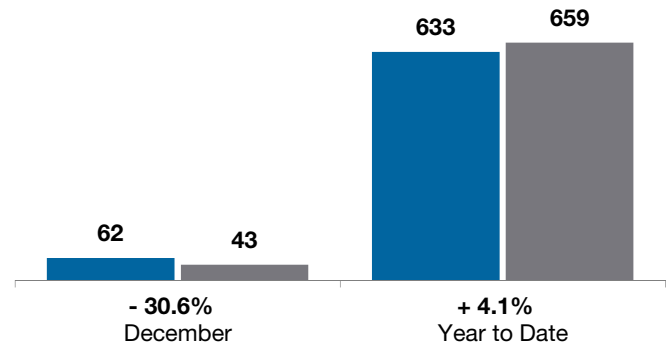
Average Sales Price

■ 2016 ■ 2017



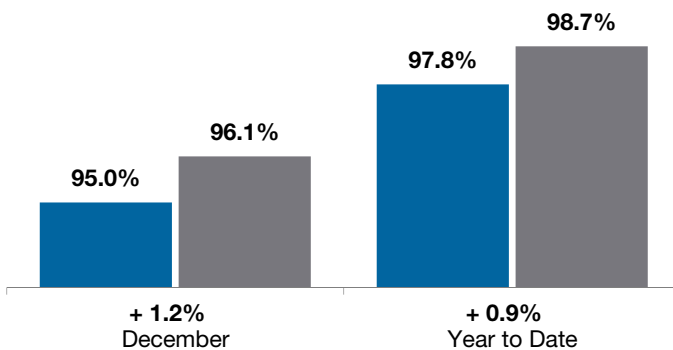
Single Family Sales

■ 2016 ■ 2017



Pct. of Orig. List Price Received

■ 2016 ■ 2017



Condo Sales

■ 2016 ■ 2017

