

Local Market Update – December 2017

A RESEARCH TOOL PROVIDED BY THE COLUMBUS REALTORS®
BASED ON RESIDENTIAL LISTING DATA ONLY



Fayette County

December

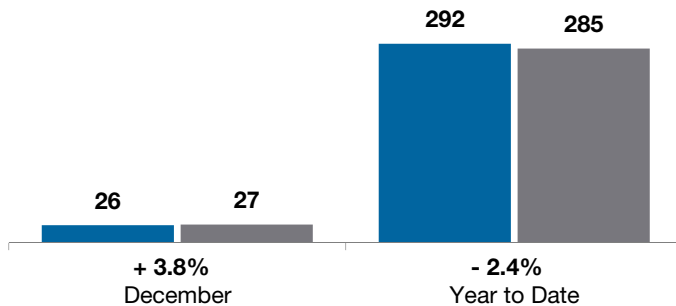
Year to Date

	2016	2017	+ / -	2016	2017	+ / -
Closed Sales	26	27	+ 3.8%	292	285	- 2.4%
In Contracts	--	22	--	--	296	--
Average Sales Price	\$116,548	\$96,565	- 17.1%	\$113,427	\$121,980	+ 7.5%
Median Sales Price**	\$102,000	\$93,900	- 7.9%	\$100,750	\$107,000	+ 6.2%
Average Price per Square Foot**	\$68.01	\$69.71	+ 2.5%	\$66.52	\$71.46	+ 7.4%
Percent of Original List Price Received**	91.6%	96.7%	+ 5.6%	93.5%	94.1%	+ 0.6%
Percent of Last List Price Received**	94.5%	97.0%	+ 2.6%	96.6%	96.0%	- 0.6%
Days on Market Until Sale	52	67	+ 28.8%	65	54	- 16.9%
New Listings	19	15	- 21.1%	379	344	- 9.2%
Median List Price of New Listings	\$99,900	\$124,900	+ 25.0%	\$107,700	\$109,900	+ 2.0%
Median List Price at Time of Sale	\$113,944	\$94,900	- 16.7%	\$103,000	\$109,825	+ 6.6%
Inventory of Homes for Sale	--	51	--	--	--	--
Months Supply of Inventory	--	2.1	--	--	--	--

** Does not account for seller concessions.

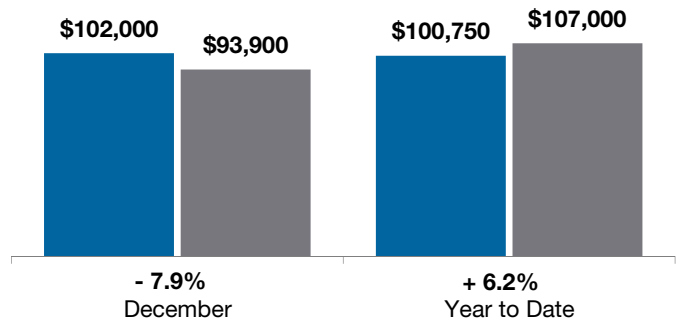
Closed Sales

■ 2016 ■ 2017

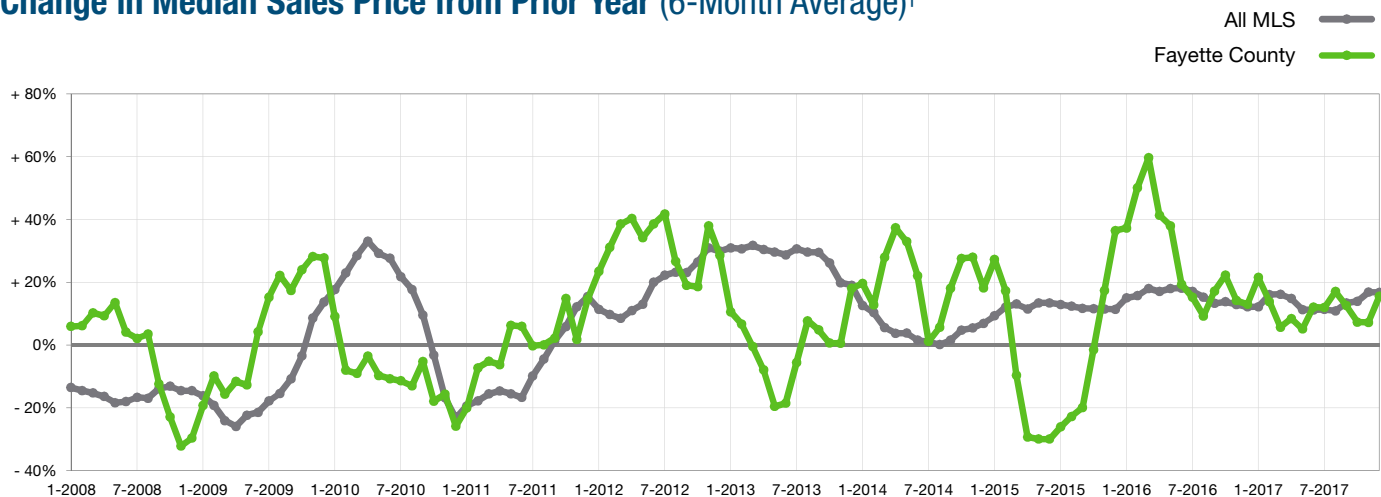


Median Sales Price

■ 2016 ■ 2017



Change in Median Sales Price from Prior Year (6-Month Average)†



† Each dot represents the change in median sales price from the prior year using a 6-month weighted average. This means that each of the 6 months used in a dot are proportioned according to their share of sales during that period. | Current as of January 12, 2018. All data from Columbus REALTORS® Multiple Listing Service (MLS). | Report © 2018 ShowingTime. | Page 1 of 2

Local Market Update – December 2017

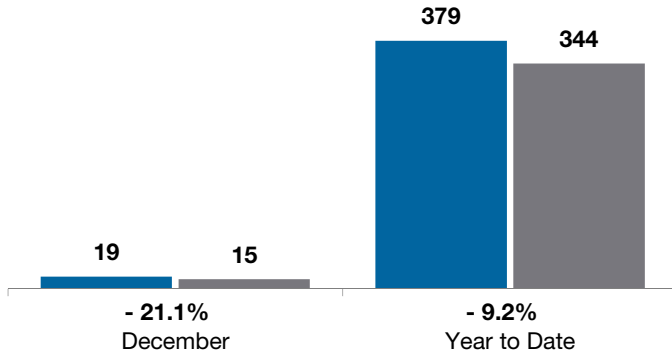
A RESEARCH TOOL PROVIDED BY THE COLUMBUS REALTORS®
BASED ON RESIDENTIAL LISTING DATA ONLY



Fayette County

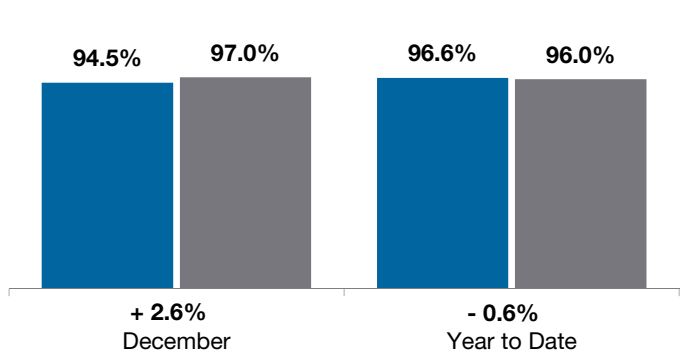
New Listings

■ 2016 ■ 2017



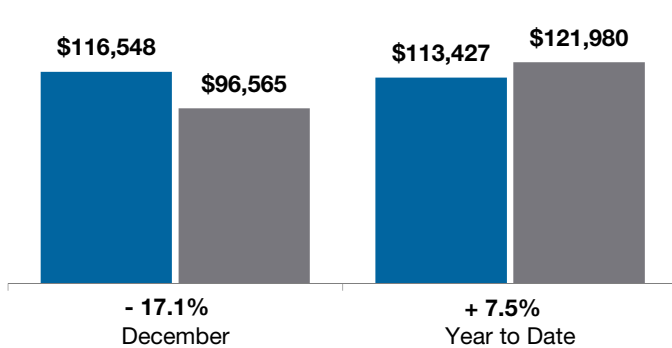
Pct of Last List Price Received

■ 2016 ■ 2017



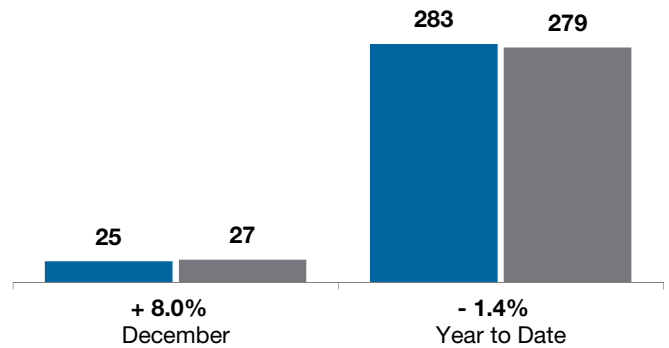
Average Sales Price

■ 2016 ■ 2017



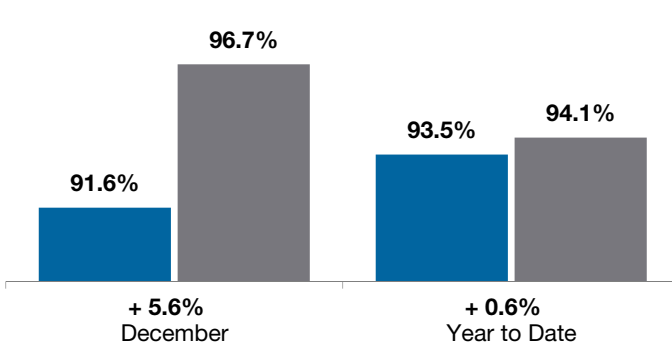
Single Family Sales

■ 2016 ■ 2017



Pct. of Orig. List Price Received

■ 2016 ■ 2017



Condo Sales

■ 2016 ■ 2017

