

Local Market Update – December 2017

A RESEARCH TOOL PROVIDED BY THE COLUMBUS REALTORS®
BASED ON RESIDENTIAL LISTING DATA ONLY



Minerva Park (Corp.)

Franklin County

December

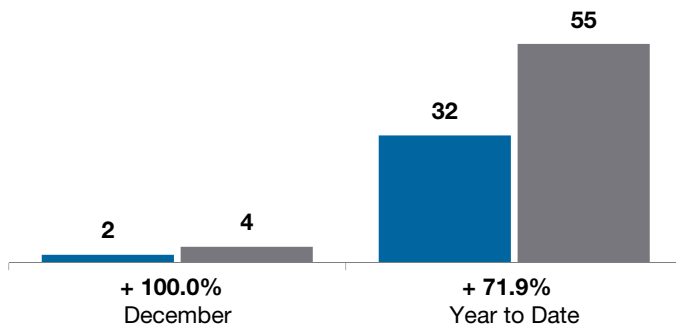
Year to Date

	2016	2017	+ / -	2016	2017	+ / -
Closed Sales	2	4	+ 100.0%	32	55	+ 71.9%
In Contracts	--	7	--	--	59	--
Average Sales Price	\$179,790	\$289,228	+ 60.9%	\$174,240	\$227,372	+ 30.5%
Median Sales Price**	\$179,790	\$280,900	+ 56.2%	\$175,500	\$222,000	+ 26.5%
Average Price per Square Foot**	\$79.74	\$153.11	+ 92.0%	\$99.67	\$128.38	+ 28.8%
Percent of Original List Price Received**	87.9%	98.8%	+ 12.4%	97.2%	99.2%	+ 2.1%
Percent of Last List Price Received**	96.0%	98.7%	+ 2.8%	99.2%	99.6%	+ 0.4%
Days on Market Until Sale	118	26	- 78.0%	29	15	- 48.3%
New Listings	2	3	+ 50.0%	30	68	+ 126.7%
Median List Price of New Listings	\$197,305	\$224,900	+ 14.0%	\$187,300	\$237,450	+ 26.8%
Median List Price at Time of Sale	\$187,450	\$292,513	+ 56.0%	\$174,950	\$224,777	+ 28.5%
Inventory of Homes for Sale	--	4	--	--	--	--
Months Supply of Inventory	--	0.8	--	--	--	--

** Does not account for seller concessions.

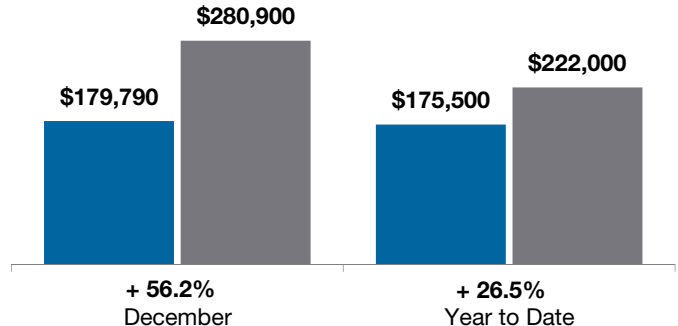
Closed Sales

■ 2016 ■ 2017

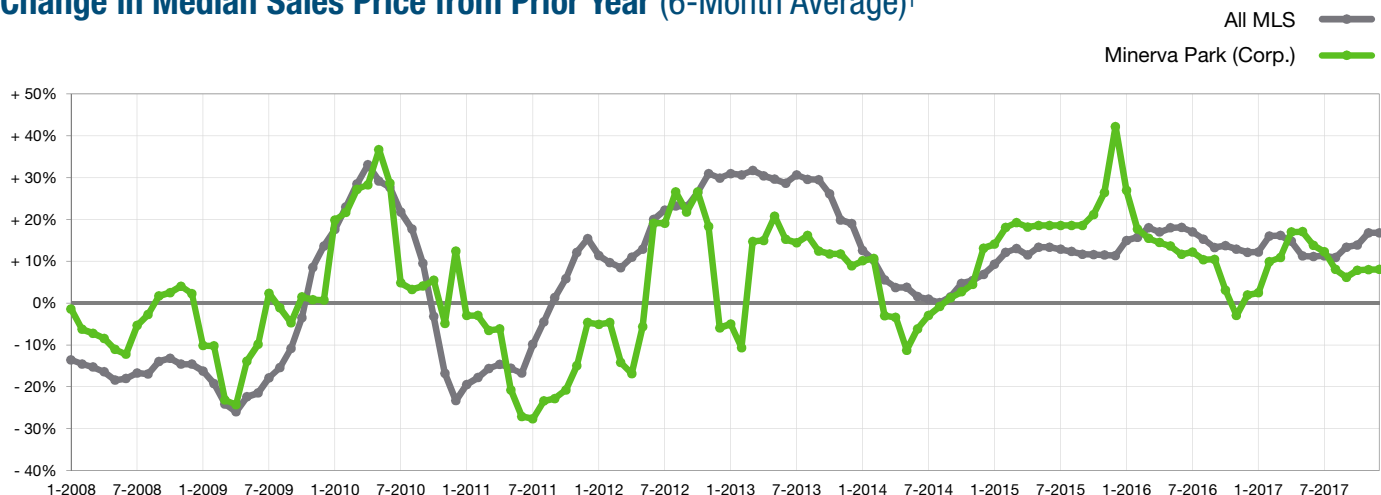


Median Sales Price

■ 2016 ■ 2017



Change in Median Sales Price from Prior Year (6-Month Average)†



† Each dot represents the change in median sales price from the prior year using a 6-month weighted average. This means that each of the 6 months used in a dot are proportioned according to their share of sales during that period. | Current as of January 12, 2018. All data from Columbus REALTORS® Multiple Listing Service (MLS). | Report © 2018 ShowingTime. | Page 1 of 2

Local Market Update – December 2017

A RESEARCH TOOL PROVIDED BY THE COLUMBUS REALTORS®
BASED ON RESIDENTIAL LISTING DATA ONLY

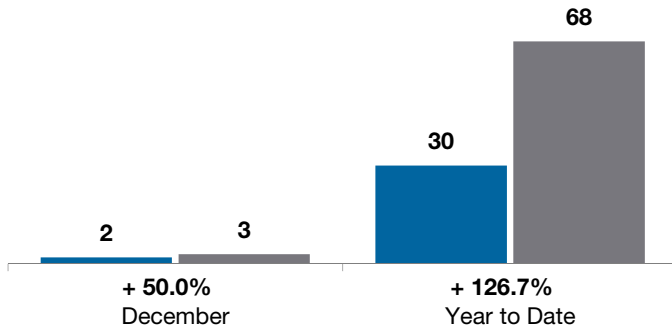


Minerva Park (Corp.)

Franklin County

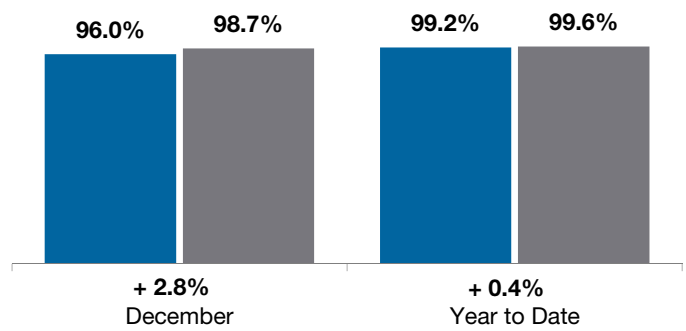
New Listings

■ 2016 ■ 2017



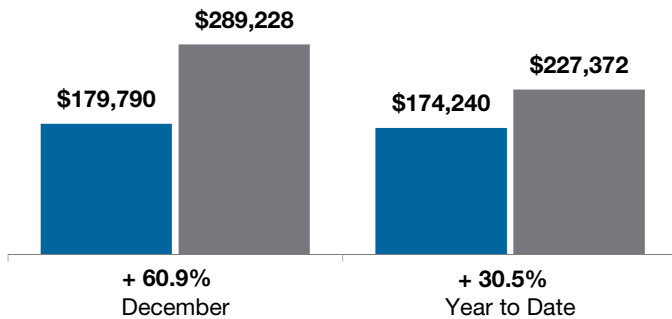
Pct of Last List Price Received

■ 2016 ■ 2017



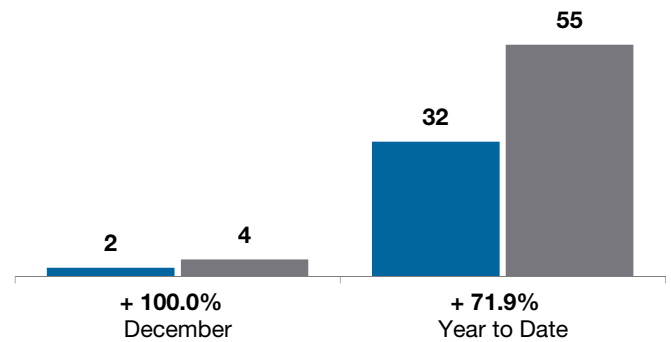
Average Sales Price

■ 2016 ■ 2017



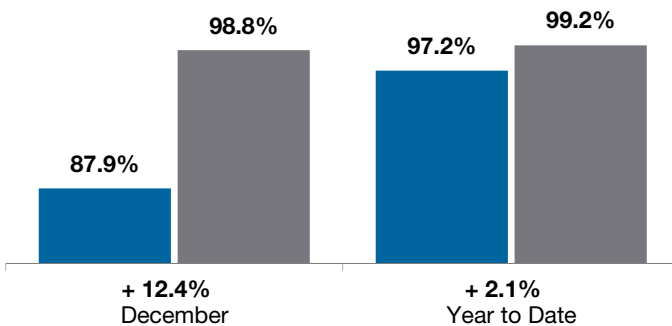
Single Family Sales

■ 2016 ■ 2017



Pct. of Orig. List Price Received

■ 2016 ■ 2017



Condo Sales

■ 2016 ■ 2017

