

Local Market Update – January 2018

A RESEARCH TOOL PROVIDED BY THE COLUMBUS REALTORS®
BASED ON RESIDENTIAL LISTING DATA ONLY



Knox County

January

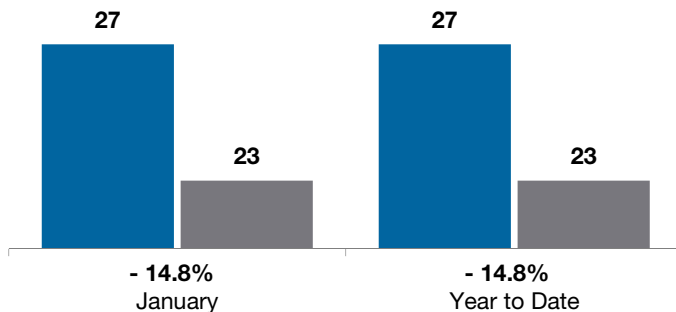
Year to Date

	2017	2018	+ / -	2017	2018	+ / -
Closed Sales	27	23	- 14.8%	27	23	- 14.8%
In Contracts	--	33	--	--	33	--
Average Sales Price	\$198,412	\$158,841	- 19.9%	\$198,412	\$158,841	- 19.9%
Median Sales Price**	\$175,500	\$135,000	- 23.1%	\$175,500	\$135,000	- 23.1%
Average Price per Square Foot**	\$120.85	\$100.82	- 16.6%	\$120.85	\$100.82	- 16.6%
Percent of Original List Price Received**	96.4%	94.8%	- 1.7%	96.4%	94.8%	- 1.7%
Percent of Last List Price Received**	98.6%	96.1%	- 2.5%	98.6%	96.1%	- 2.5%
Days on Market Until Sale	55	38	- 30.9%	55	38	- 30.9%
New Listings	38	30	- 21.1%	38	30	- 21.1%
Median List Price of New Listings	\$147,900	\$152,850	+ 3.3%	\$147,900	\$152,850	+ 3.3%
Median List Price at Time of Sale	\$184,900	\$139,900	- 24.3%	\$184,900	\$139,900	- 24.3%
Inventory of Homes for Sale	--	85	--	--	--	--
Months Supply of Inventory	--	1.9	--	--	--	--

** Does not account for seller concessions.

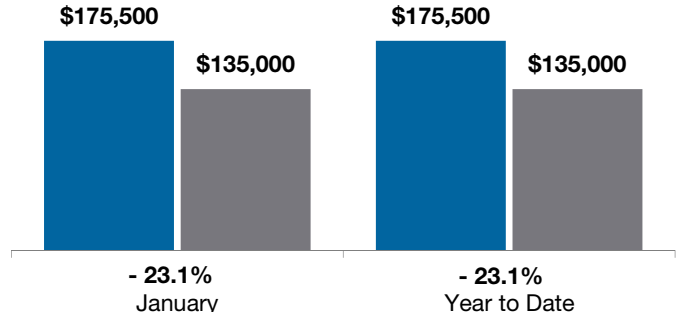
Closed Sales

■ 2017 ■ 2018

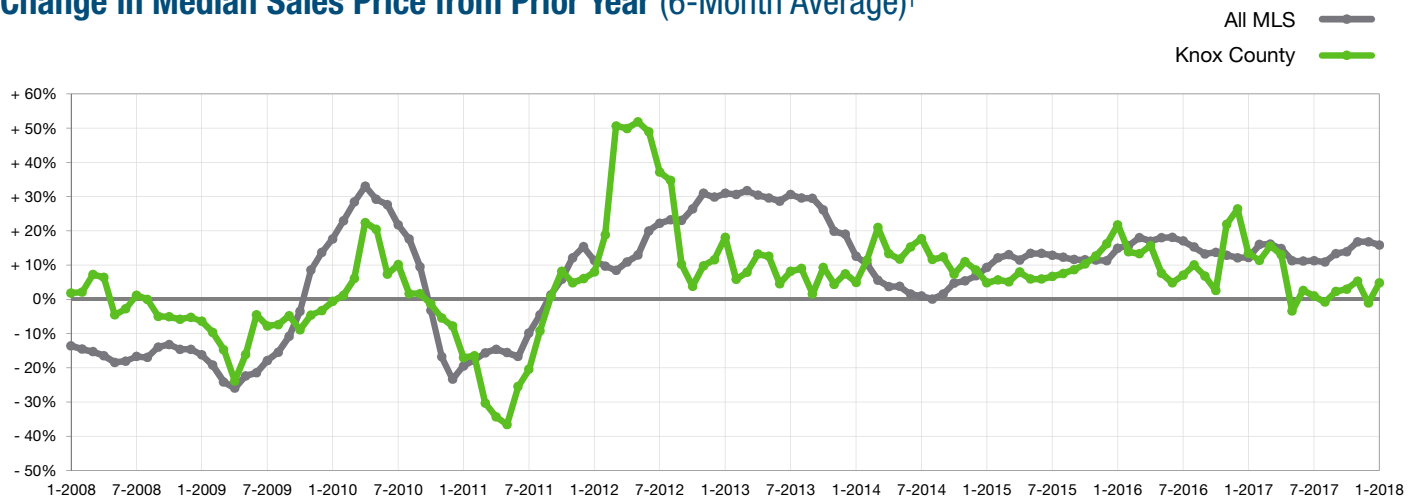


Median Sales Price

■ 2017 ■ 2018



Change in Median Sales Price from Prior Year (6-Month Average)†



† Each dot represents the change in median sales price from the prior year using a 6-month weighted average. This means that each of the 6 months used in a dot are proportioned according to their share of sales during that period. | Current as of February 12, 2018. All data from Columbus REALTORS® Multiple Listing Service (MLS). | Report © 2018 ShowingTime. | Page 1 of 2

Local Market Update – January 2018

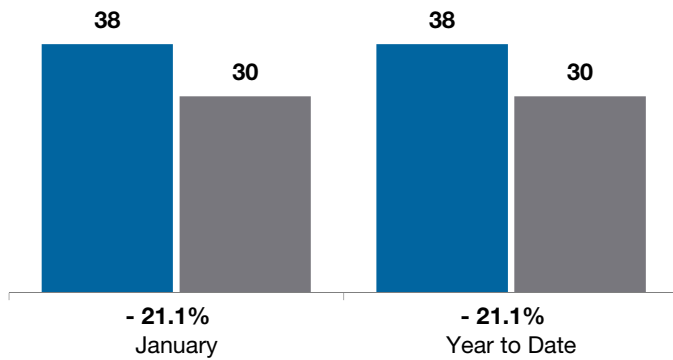
A RESEARCH TOOL PROVIDED BY THE COLUMBUS REALTORS®
BASED ON RESIDENTIAL LISTING DATA ONLY



Knox County

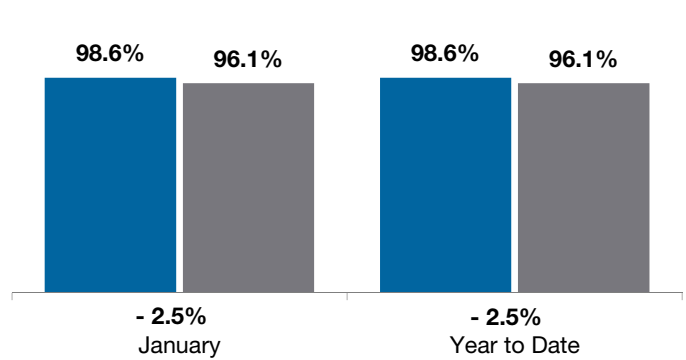
New Listings

■ 2017 ■ 2018



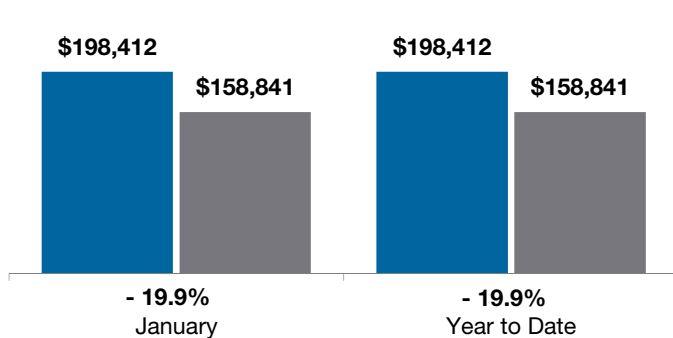
Pct of Last List Price Received

■ 2017 ■ 2018



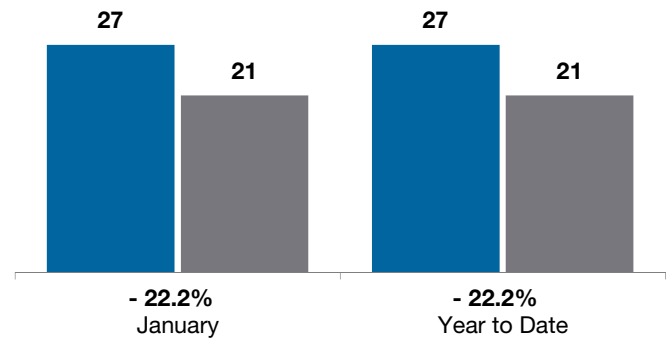
Average Sales Price

■ 2017 ■ 2018



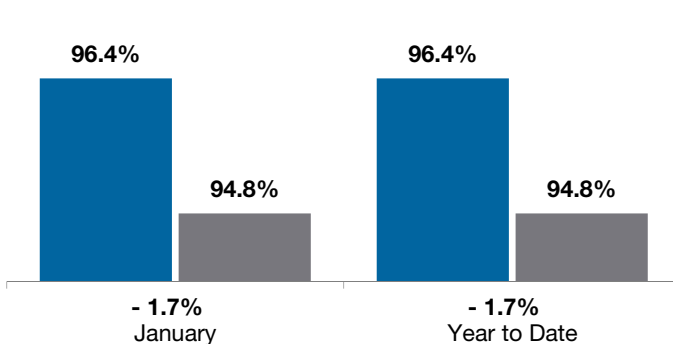
Single Family Sales

■ 2017 ■ 2018



Pct. of Orig. List Price Received

■ 2017 ■ 2018



Condo Sales

■ 2017 ■ 2018

