

Local Market Update – January 2018

A RESEARCH TOOL PROVIDED BY THE COLUMBUS REALTORS®
BASED ON RESIDENTIAL LISTING DATA ONLY



Powell (Corp.)

Delaware County

January

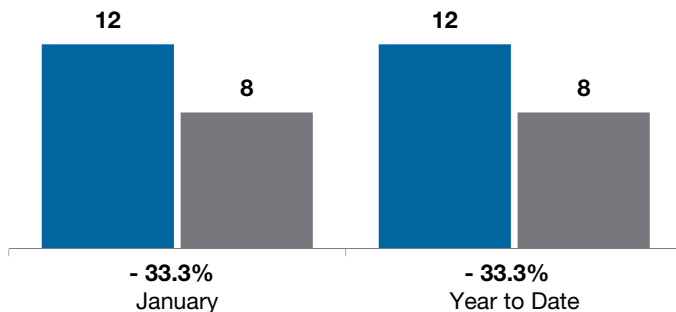
Year to Date

	2017	2018	+ / -	2017	2018	+ / -
Closed Sales	12	8	- 33.3%	12	8	- 33.3%
In Contracts	--	15	--	--	15	--
Average Sales Price	\$358,308	\$346,006	- 3.4%	\$358,308	\$346,006	- 3.4%
Median Sales Price**	\$354,950	\$329,950	- 7.0%	\$354,950	\$329,950	- 7.0%
Average Price per Square Foot**	\$152.52	\$132.40	- 13.2%	\$152.52	\$132.40	- 13.2%
Percent of Original List Price Received**	95.0%	97.0%	+ 2.1%	95.0%	97.0%	+ 2.1%
Percent of Last List Price Received**	97.4%	98.1%	+ 0.7%	97.4%	98.1%	+ 0.7%
Days on Market Until Sale	80	43	- 46.3%	80	43	- 46.3%
New Listings	19	17	- 10.5%	19	17	- 10.5%
Median List Price of New Listings	\$359,900	\$449,500	+ 24.9%	\$359,900	\$449,500	+ 24.9%
Median List Price at Time of Sale	\$364,900	\$339,875	- 6.9%	\$364,900	\$339,875	- 6.9%
Inventory of Homes for Sale	--	34	--	--	--	--
Months Supply of Inventory	--	1.5	--	--	--	--

** Does not account for seller concessions.

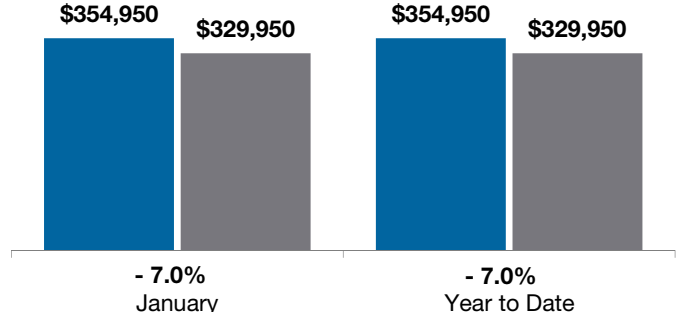
Closed Sales

■ 2017 ■ 2018

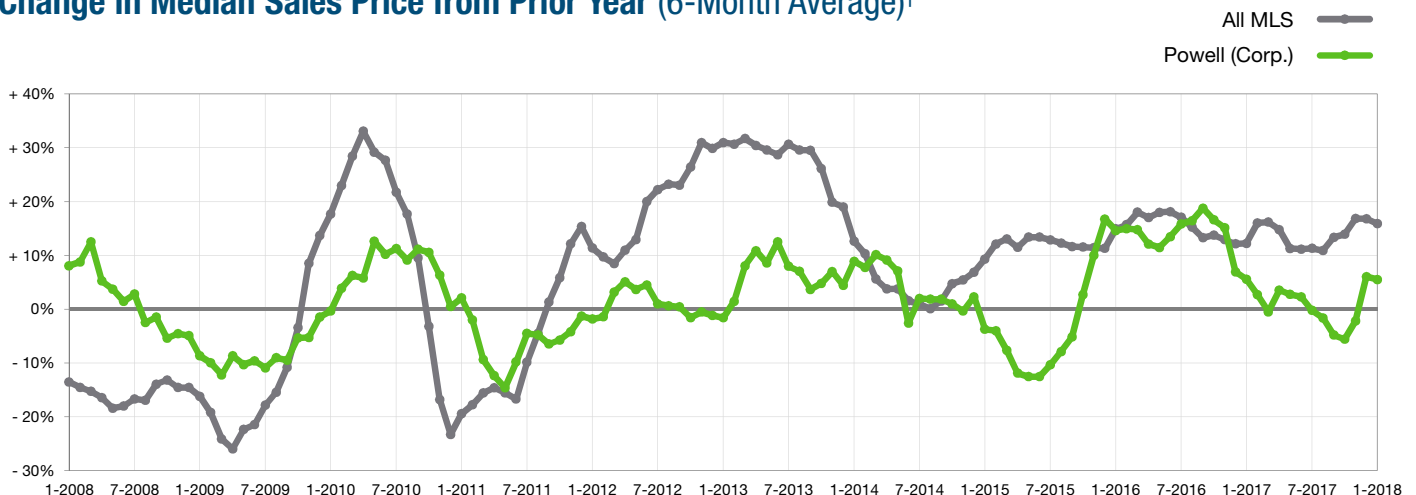


Median Sales Price

■ 2017 ■ 2018



Change in Median Sales Price from Prior Year (6-Month Average)†



† Each dot represents the change in median sales price from the prior year using a 6-month weighted average. This means that each of the 6 months used in a dot are proportioned according to their share of sales during that period. | Current as of February 12, 2018. All data from Columbus REALTORS® Multiple Listing Service (MLS). | Report © 2018 ShowingTime. | Page 1 of 2

Local Market Update – January 2018

A RESEARCH TOOL PROVIDED BY THE COLUMBUS REALTORS®
BASED ON RESIDENTIAL LISTING DATA ONLY

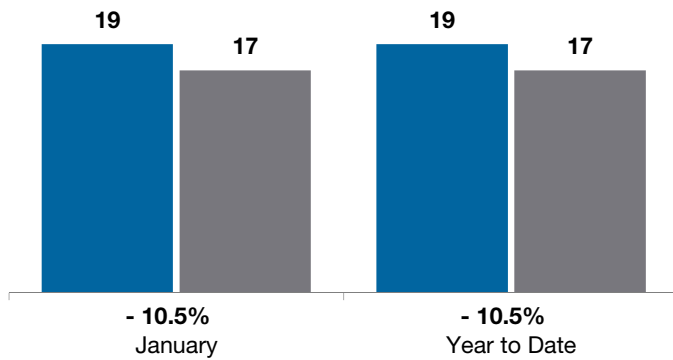


Powell (Corp.)

Delaware County

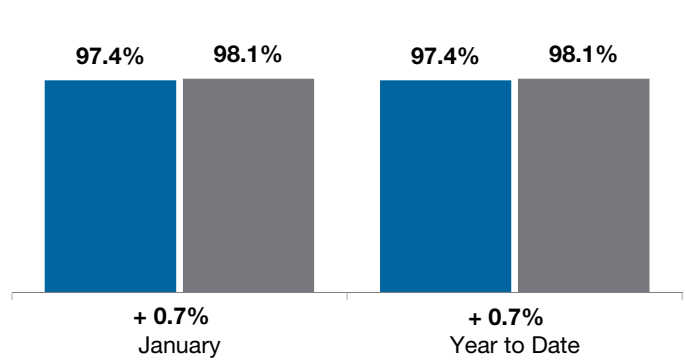
New Listings

■ 2017 ■ 2018



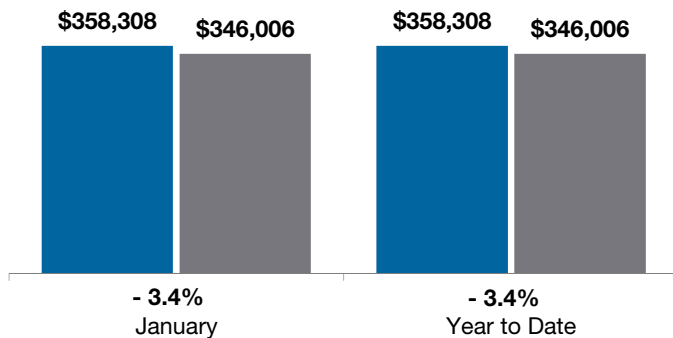
Pct of Last List Price Received

■ 2017 ■ 2018



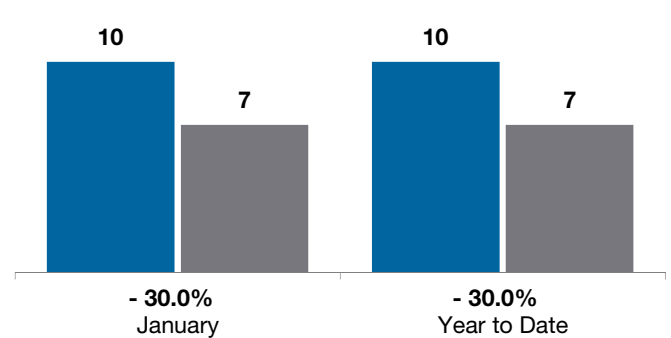
Average Sales Price

■ 2017 ■ 2018



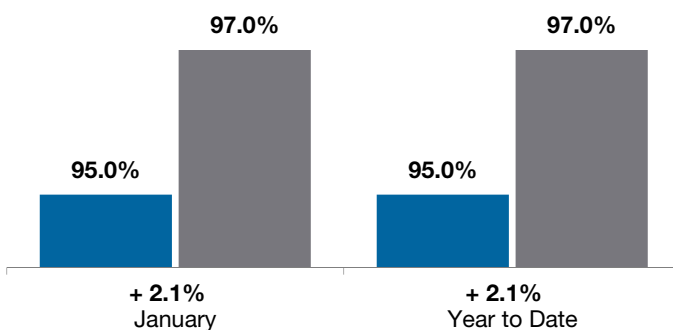
Single Family Sales

■ 2017 ■ 2018



Pct. of Orig. List Price Received

■ 2017 ■ 2018



Condo Sales

■ 2017 ■ 2018

