

Local Market Update – February 2018

A RESEARCH TOOL PROVIDED BY THE COLUMBUS REALTORS®
BASED ON RESIDENTIAL LISTING DATA ONLY



Fayette County

February

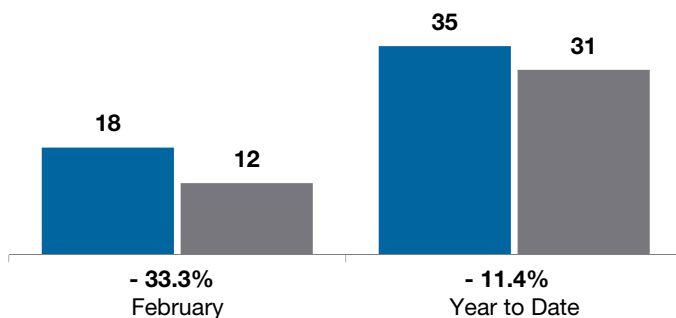
Year to Date

	2017	2018	+ / -	2017	2018	+ / -
Closed Sales	18	12	- 33.3%	35	31	- 11.4%
In Contracts	--	22	--	--	38	--
Average Sales Price	\$111,009	\$100,550	- 9.4%	\$109,683	\$107,325	- 2.1%
Median Sales Price**	\$112,950	\$94,850	- 16.0%	\$94,750	\$105,000	+ 10.8%
Average Price per Square Foot**	\$66.34	\$61.53	- 7.3%	\$61.97	\$71.52	+ 15.4%
Percent of Original List Price Received**	93.5%	91.7%	- 1.9%	90.5%	90.8%	+ 0.3%
Percent of Last List Price Received**	96.9%	94.3%	- 2.7%	94.5%	95.0%	+ 0.5%
Days on Market Until Sale	66	55	- 16.7%	87	58	- 33.3%
New Listings	15	26	+ 73.3%	36	49	+ 36.1%
Median List Price of New Listings	\$109,900	\$120,700	+ 9.8%	\$99,900	\$119,900	+ 20.0%
Median List Price at Time of Sale	\$112,950	\$94,850	- 16.0%	\$99,450	\$105,000	+ 5.6%
Inventory of Homes for Sale	--	60	--	--	--	--
Months Supply of Inventory	--	2.5	--	--	--	--

** Does not account for seller concessions.

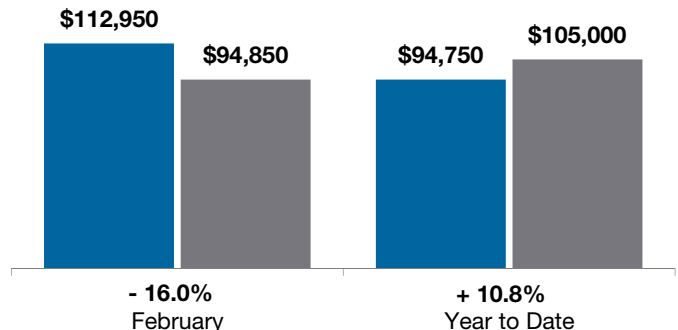
Closed Sales

■ 2017 ■ 2018

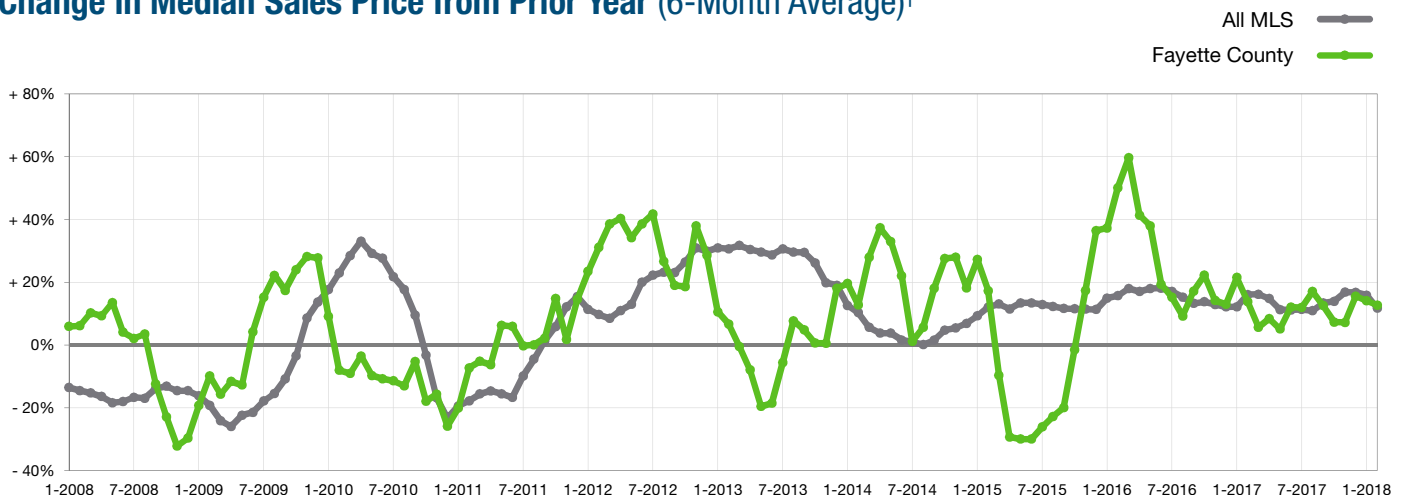


Median Sales Price

■ 2017 ■ 2018



Change in Median Sales Price from Prior Year (6-Month Average)†



† Each dot represents the change in median sales price from the prior year using a 6-month weighted average. This means that each of the 6 months used in a dot are proportioned according to their share of sales during that period. | Current as of March 12, 2018. All data from Columbus REALTORS® Multiple Listing Service (MLS). | Report © 2018 ShowingTime. | Page 1 of 2

Local Market Update – February 2018

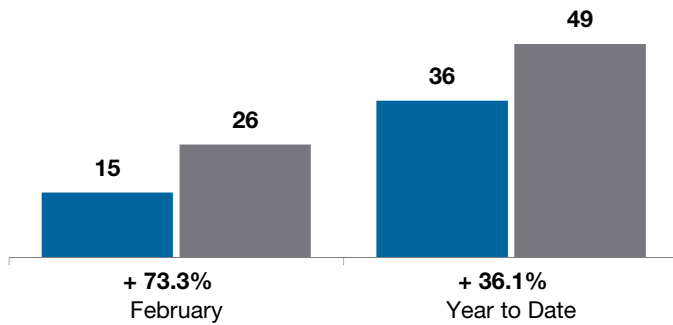
A RESEARCH TOOL PROVIDED BY THE COLUMBUS REALTORS®
BASED ON RESIDENTIAL LISTING DATA ONLY



Fayette County

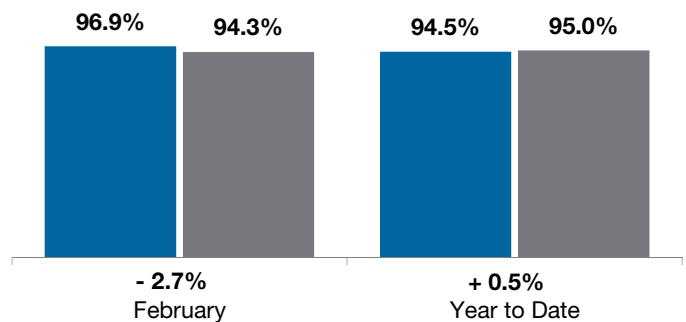
New Listings

■ 2017 ■ 2018



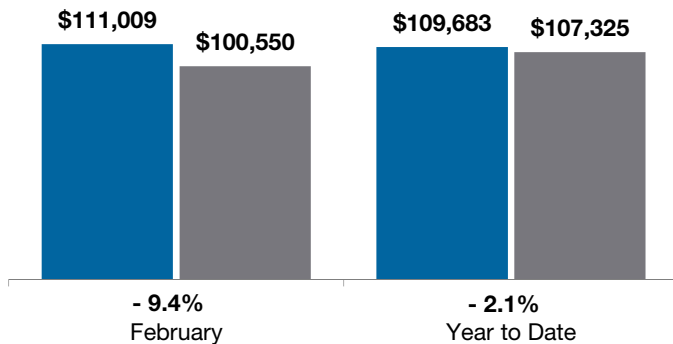
Pct of Last List Price Received

■ 2017 ■ 2018



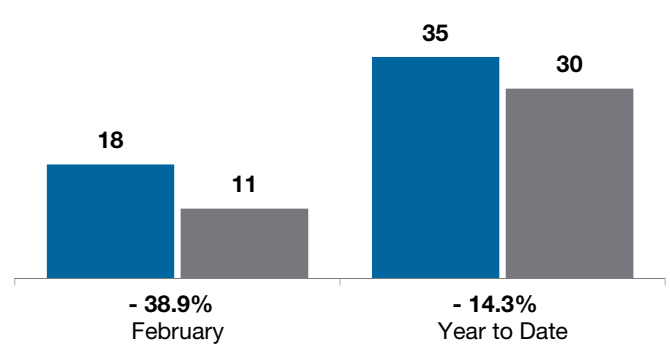
Average Sales Price

■ 2017 ■ 2018



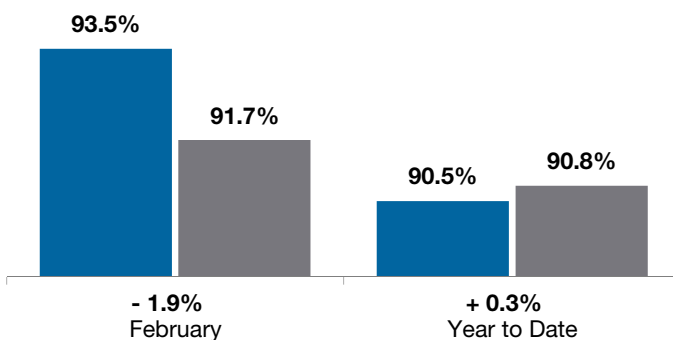
Single Family Sales

■ 2017 ■ 2018



Pct. of Orig. List Price Received

■ 2017 ■ 2018



Condo Sales

■ 2017 ■ 2018

