

Local Market Update – February 2018

A RESEARCH TOOL PROVIDED BY THE COLUMBUS REALTORS®
BASED ON RESIDENTIAL LISTING DATA ONLY



Marion County

February

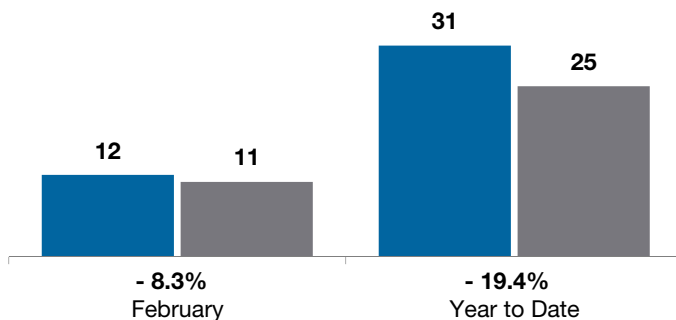
Year to Date

	2017	2018	+ / -	2017	2018	+ / -
Closed Sales	12	11	- 8.3%	31	25	- 19.4%
In Contracts	--	23	--	--	40	--
Average Sales Price	\$118,815	\$120,000	+ 1.0%	\$121,022	\$110,108	- 9.0%
Median Sales Price**	\$124,000	\$120,000	- 3.2%	\$106,500	\$112,500	+ 5.6%
Average Price per Square Foot**	\$80.53	\$75.45	- 6.3%	\$71.64	\$71.75	+ 0.2%
Percent of Original List Price Received**	91.7%	90.5%	- 1.3%	88.1%	91.3%	+ 3.6%
Percent of Last List Price Received**	90.9%	94.4%	+ 3.9%	94.3%	94.9%	+ 0.6%
Days on Market Until Sale	70	81	+ 15.7%	93	62	- 33.3%
New Listings	20	25	+ 25.0%	45	51	+ 13.3%
Median List Price of New Listings	\$172,400	\$130,000	- 24.6%	\$122,500	\$135,900	+ 10.9%
Median List Price at Time of Sale	\$124,900	\$124,900	0.0%	\$114,900	\$124,900	+ 8.7%
Inventory of Homes for Sale	--	54	--	--	--	--
Months Supply of Inventory	--	2.7	--	--	--	--

** Does not account for seller concessions.

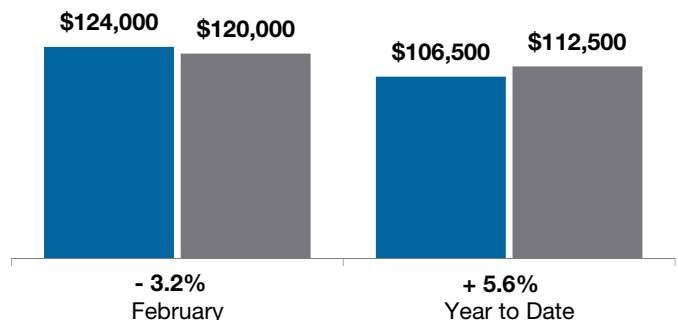
Closed Sales

■ 2017 ■ 2018

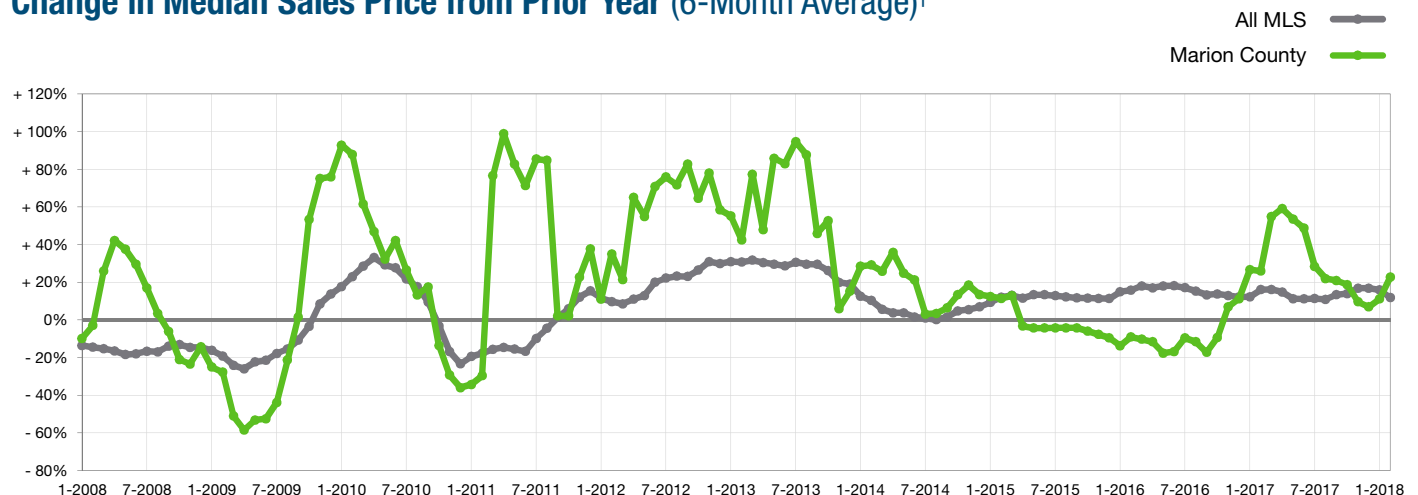


Median Sales Price

■ 2017 ■ 2018



Change in Median Sales Price from Prior Year (6-Month Average)†



† Each dot represents the change in median sales price from the prior year using a 6-month weighted average. This means that each of the 6 months used in a dot are proportioned according to their share of sales during that period. | Current as of March 12, 2018. All data from Columbus REALTORS® Multiple Listing Service (MLS). | Report © 2018 ShowingTime. | Page 1 of 2

Local Market Update – February 2018

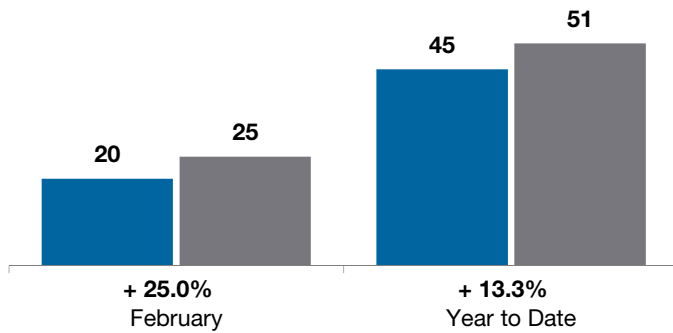
A RESEARCH TOOL PROVIDED BY THE COLUMBUS REALTORS®
BASED ON RESIDENTIAL LISTING DATA ONLY



Marion County

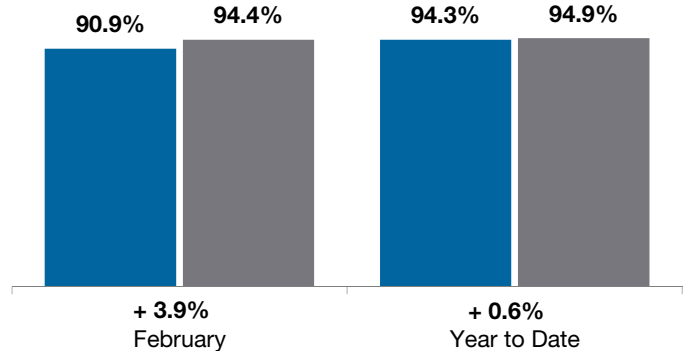
New Listings

■ 2017 ■ 2018



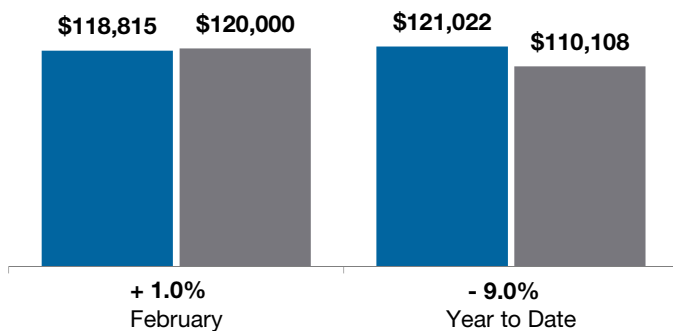
Pct of Last List Price Received

■ 2017 ■ 2018



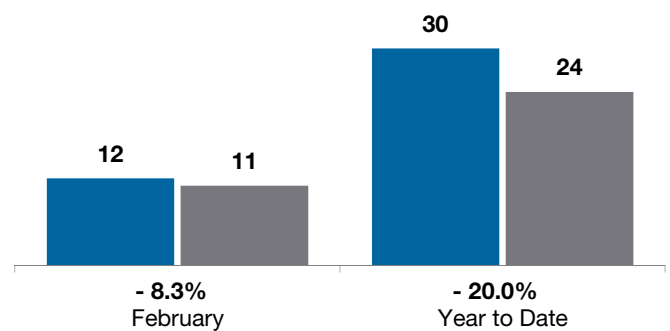
Average Sales Price

■ 2017 ■ 2018



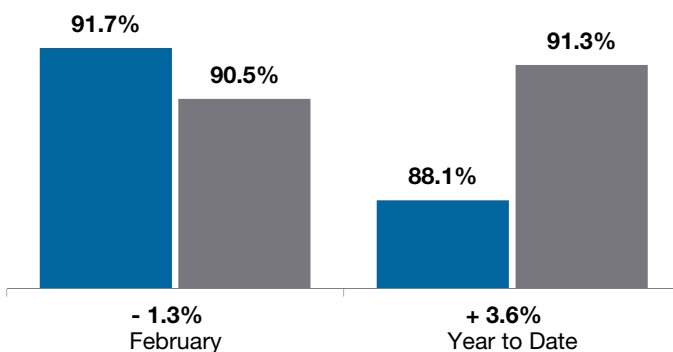
Single Family Sales

■ 2017 ■ 2018



Pct. of Orig. List Price Received

■ 2017 ■ 2018



Condo Sales

■ 2017 ■ 2018

