

Local Market Update – April 2018

A RESEARCH TOOL PROVIDED BY THE COLUMBUS REALTORS®
BASED ON RESIDENTIAL LISTING DATA ONLY



South-Western City School District (Grove City)

Franklin and Pickaway Counties

April

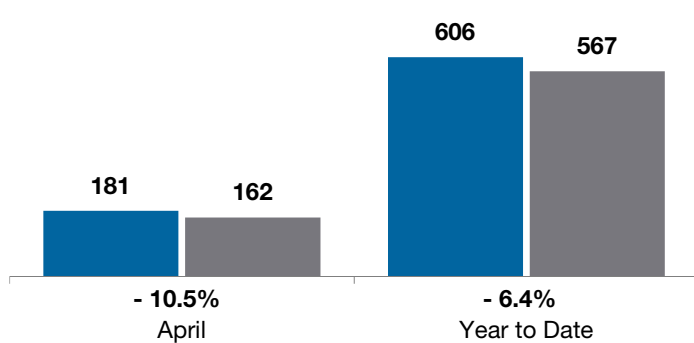
Year to Date

	2017	2018	+ / -	2017	2018	+ / -
Closed Sales	181	162	- 10.5%	606	567	- 6.4%
In Contracts	--	197	--	--	656	--
Average Sales Price	\$160,502	\$182,015	+ 13.4%	\$151,978	\$179,575	+ 18.2%
Median Sales Price*	\$149,900	\$165,750	+ 10.6%	\$141,900	\$164,900	+ 16.2%
Average Price per Square Foot*	\$100.67	\$110.22	+ 9.5%	\$95.60	\$106.73	+ 11.6%
Percent of Original List Price Received*	98.1%	99.8%	+ 1.7%	97.8%	98.0%	+ 0.2%
Percent of Last List Price Received*	98.9%	99.9%	+ 1.0%	98.9%	98.9%	0.0%
Days on Market Until Sale	27	18	- 33.3%	33	28	- 15.2%
New Listings	234	182	- 22.2%	759	640	- 15.7%
Median List Price of New Listings	\$167,500	\$174,900	+ 4.4%	\$155,000	\$169,900	+ 9.6%
Median List Price at Time of Sale	\$146,500	\$166,450	+ 13.6%	\$141,900	\$165,000	+ 16.3%
Inventory of Homes for Sale	--	131	--	--	--	--
Months Supply of Inventory	--	0.7	--	--	--	--

* Does not account for seller concessions.

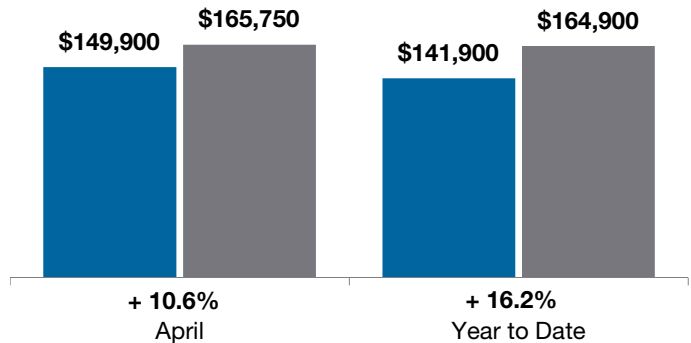
Closed Sales

■ 2017 ■ 2018

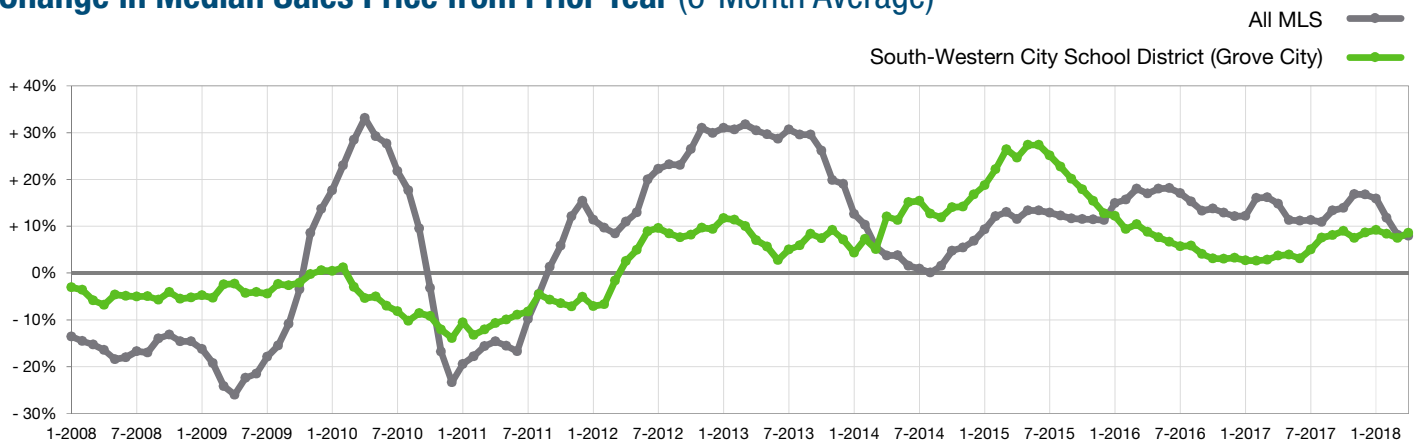


Median Sales Price

■ 2017 ■ 2018



Change in Median Sales Price from Prior Year (6-Month Average)**



** Each dot represents the change in median sales price from the prior year using a 6-month weighted average. This means that each of the 6 months used in a dot are proportioned according to their share of sales during that period.

Local Market Update – April 2018

A RESEARCH TOOL PROVIDED BY THE COLUMBUS REALTORS®
BASED ON RESIDENTIAL LISTING DATA ONLY

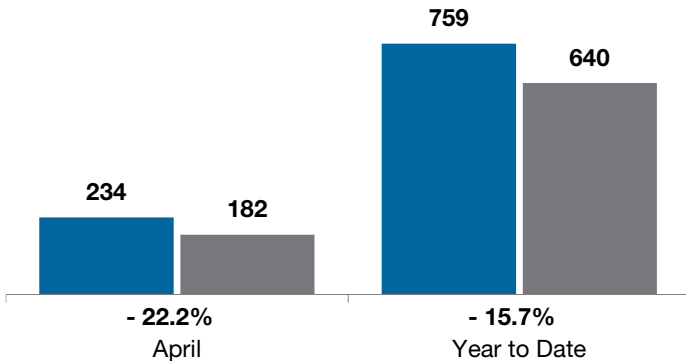


South-Western City School District (Grove City)

Franklin and Pickaway Counties

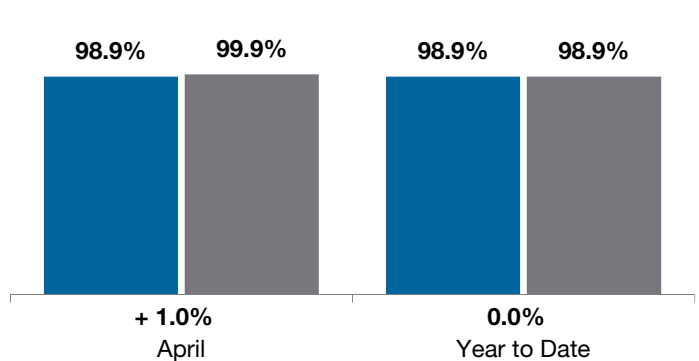
New Listings

■ 2017 ■ 2018



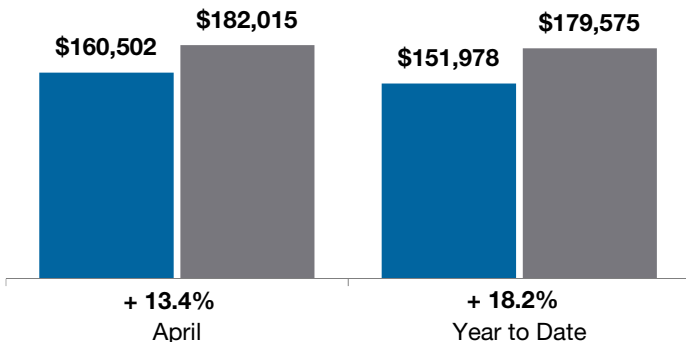
Pct of Last List Price Received

■ 2017 ■ 2018



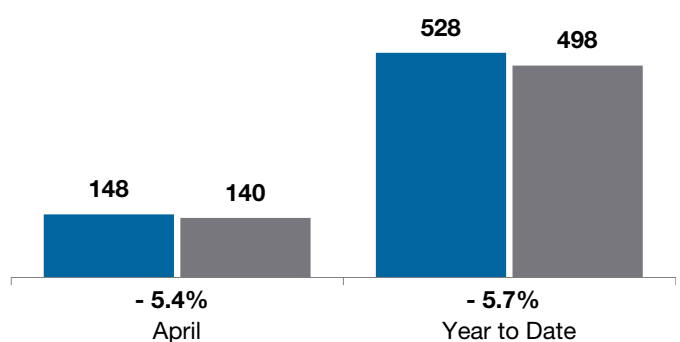
Average Sales Price

■ 2017 ■ 2018



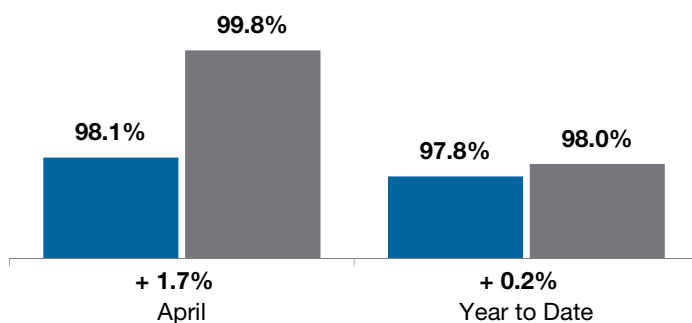
Single Family Sales

■ 2017 ■ 2018



Pct. of Orig. List Price Received

■ 2017 ■ 2018



Condo Sales

■ 2017 ■ 2018

