

# Local Market Update – November 2018

A RESEARCH TOOL PROVIDED BY THE COLUMBUS REALTORS®  
BASED ON RESIDENTIAL LISTING DATA ONLY



## Gahanna Jefferson City School District

Franklin County

Key Metrics	November			Year to Date		
	2017	2018	% Change	Thru 11-2017	Thru 11-2018	% Change
Closed Sales	53	56	+ 5.7%	766	780	+ 1.8%
In Contracts	66	70	+ 6.1%	803	800	- 0.4%
Average Sales Price*	\$258,969	\$236,534	- 8.7%	\$260,909	\$278,392	+ 6.7%
Median Sales Price*	\$227,000	\$238,550	+ 5.1%	\$233,000	\$249,950	+ 7.3%
Average Price Per Square Foot*	\$129.82	\$129.14	- 0.5%	\$124.14	\$131.34	+ 5.8%
Percent of Original List Price Received*	96.2%	97.7%	+ 1.6%	98.2%	98.6%	+ 0.4%
Percent of Last List Price Received*	97.7%	98.8%	+ 1.1%	99.1%	99.3%	+ 0.2%
Days on Market Until Sale	28	23	- 17.9%	25	24	- 4.0%
New Listings	60	53	- 11.7%	911	890	- 2.3%
Median List Price of New Listings	\$238,700	\$249,800	+ 4.7%	\$245,000	\$257,900	+ 5.3%
Median List Price at Time of Sale	\$234,900	\$239,900	+ 2.1%	\$235,000	\$249,900	+ 6.3%
Inventory of Homes for Sale	112	98	- 12.5%	—	—	—
Months Supply of Inventory	1.6	1.4	- 12.5%	—	—	—

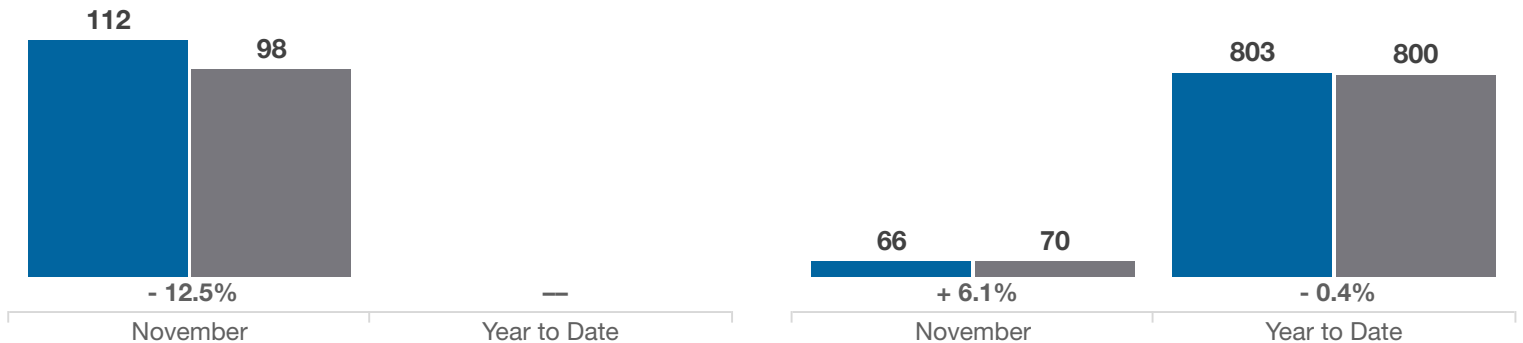
\* Does not account for sale concessions and/or downpayment assistance. | Percent changes are calculated using rounded figures and can sometimes look extreme due to small sample size.

### Inventory of Homes for Sale

■ 2017 ■ 2018

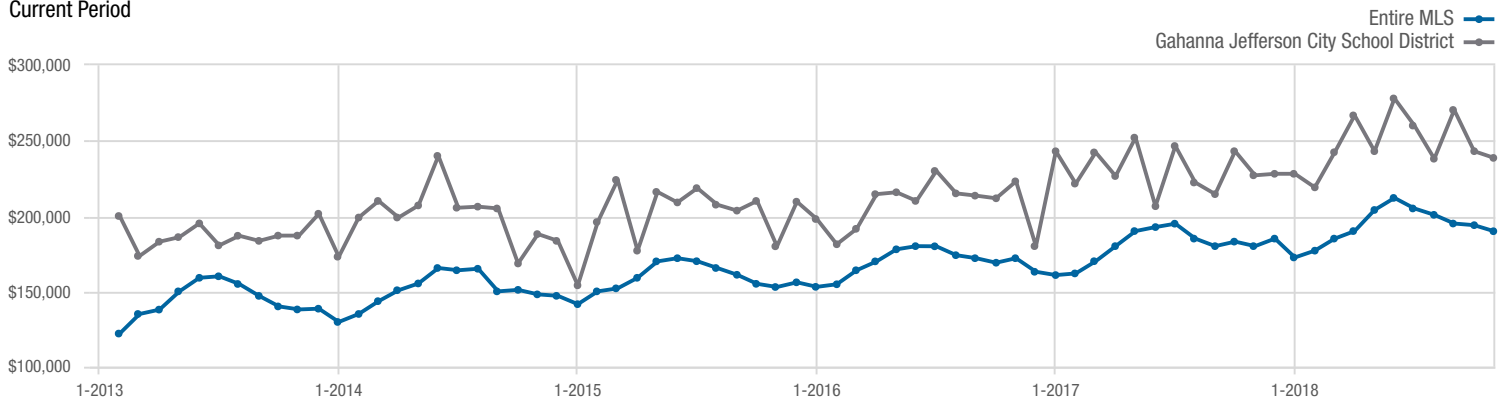
### In Contracts

■ 2017 ■ 2018



### Median Sales Price

Current Period



Each data point represents the median sales price in a given month.

# Local Market Update – November 2018

A RESEARCH TOOL PROVIDED BY THE COLUMBUS REALTORS®  
BASED ON RESIDENTIAL LISTING DATA ONLY

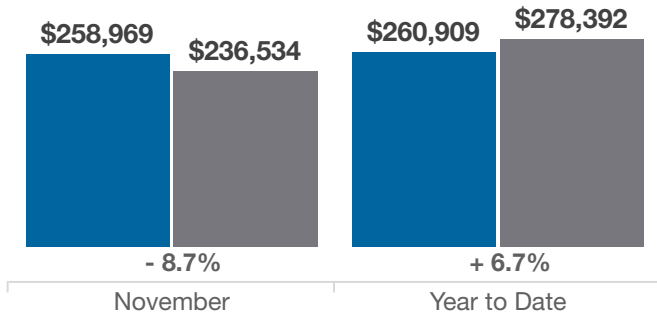


## Gahanna Jefferson City School District

Franklin County

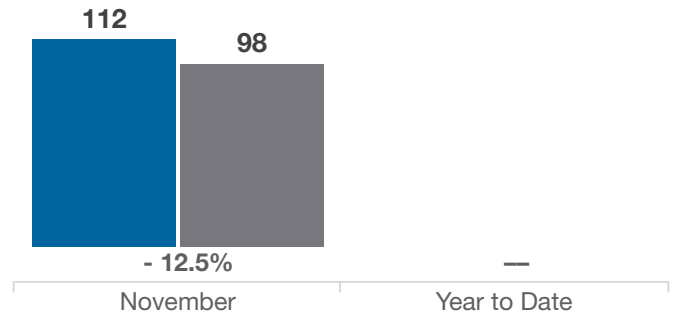
### Average Sales Price

■ 2017 ■ 2018



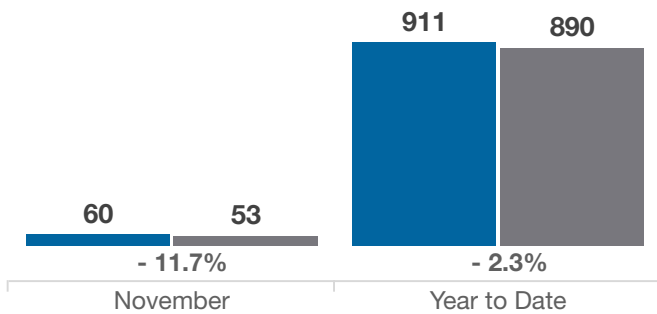
### Inventory of Homes for Sale

■ 2017 ■ 2018



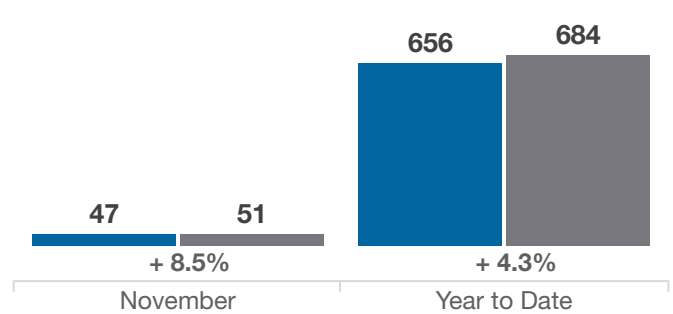
### New Listings

■ 2017 ■ 2018



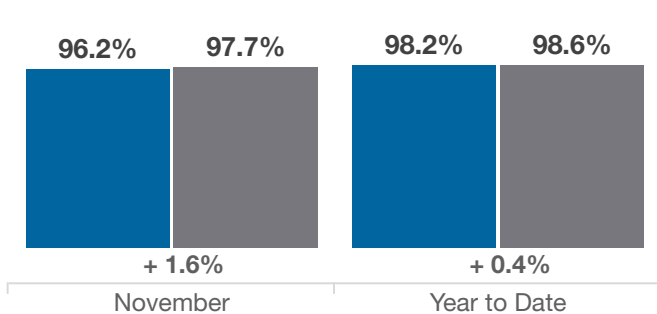
### Single Family Sales

■ 2017 ■ 2018



### Pct. Of Orig. List Price Received

■ 2017 ■ 2018



### Condo Sales

■ 2017 ■ 2018

