

# Local Market Update – December 2018

A RESEARCH TOOL PROVIDED BY THE COLUMBUS REALTORS®  
BASED ON RESIDENTIAL LISTING DATA ONLY



## German Village

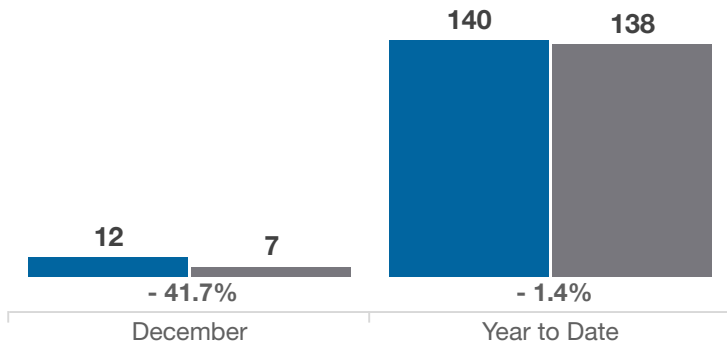
Franklin County (43206 and German Village subdivision)

Key Metrics	December			Year to Date		
	2017	2018	% Change	Thru 12-2017	Thru 12-2018	% Change
Closed Sales	12	7	- 41.7%	140	138	- 1.4%
In Contracts	12	8	- 33.3%	144	138	- 4.2%
Average Sales Price*	\$513,158	\$348,286	- 32.1%	\$445,026	\$482,053	+ 8.3%
Median Sales Price*	\$436,250	\$328,000	- 24.8%	\$380,125	\$385,000	+ 1.3%
Average Price Per Square Foot*	\$264.26	\$253.72	- 4.0%	\$247.48	\$268.05	+ 8.3%
Percent of Original List Price Received*	94.8%	96.5%	+ 1.8%	95.6%	94.9%	- 0.7%
Percent of Last List Price Received*	97.8%	97.2%	- 0.6%	97.8%	97.1%	- 0.7%
Days on Market Until Sale	85	18	- 78.8%	51	46	- 9.8%
New Listings	12	6	- 50.0%	187	171	- 8.6%
Median List Price of New Listings	\$373,750	\$562,500	+ 50.5%	\$412,750	\$417,500	+ 1.2%
Median List Price at Time of Sale	\$442,200	\$359,900	- 18.6%	\$384,125	\$387,250	+ 0.8%
Inventory of Homes for Sale	33	33	0.0%	—	—	—
Months Supply of Inventory	2.8	2.9	+ 3.6%	—	—	—

\* Does not account for sale concessions and/or downpayment assistance. | Percent changes are calculated using rounded figures and can sometimes look extreme due to small sample size.

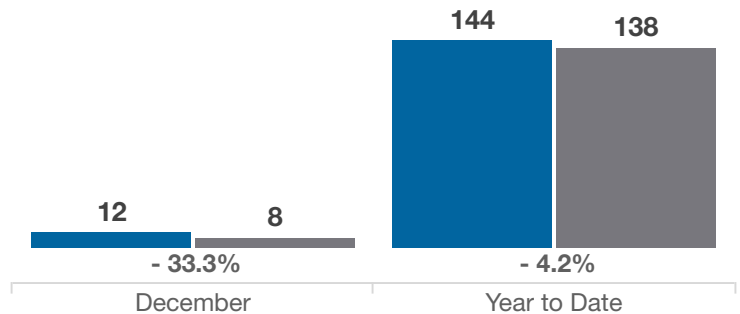
### Closed Sales

■ 2017 ■ 2018



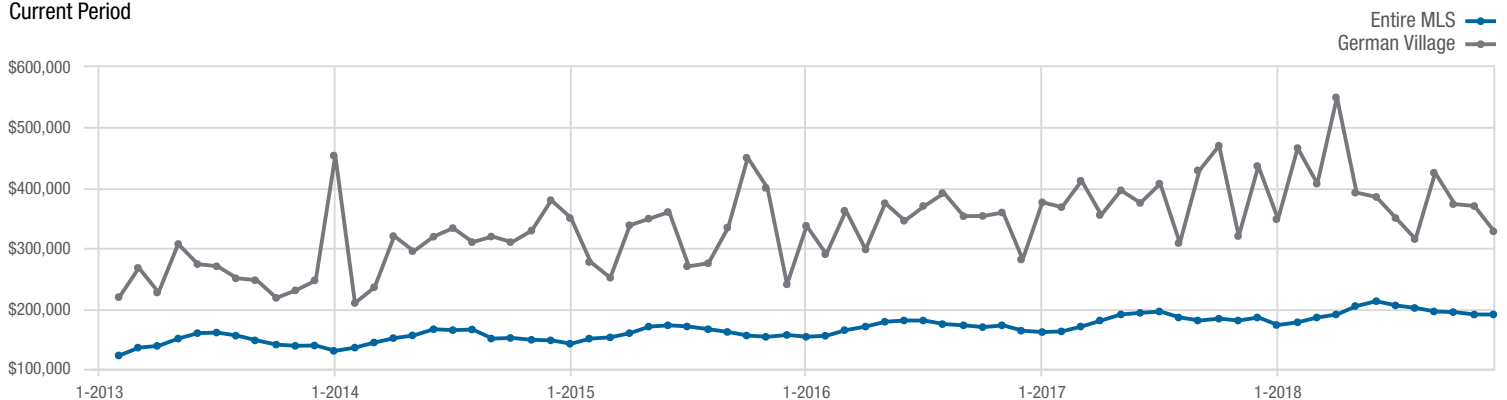
### In Contracts

■ 2017 ■ 2018



### Median Sales Price

Current Period



Each data point represents the median sales price in a given month.

# Local Market Update – December 2018

A RESEARCH TOOL PROVIDED BY THE COLUMBUS REALTORS®  
BASED ON RESIDENTIAL LISTING DATA ONLY

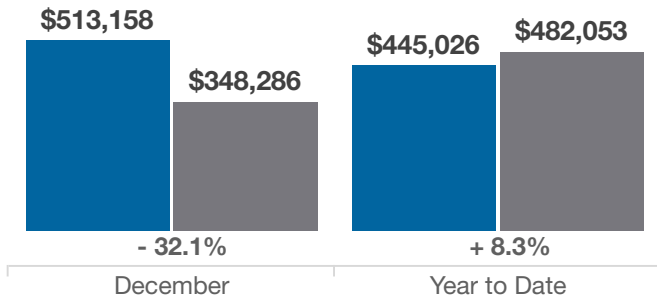


## German Village

Franklin County (43206 and German Village subdivision)

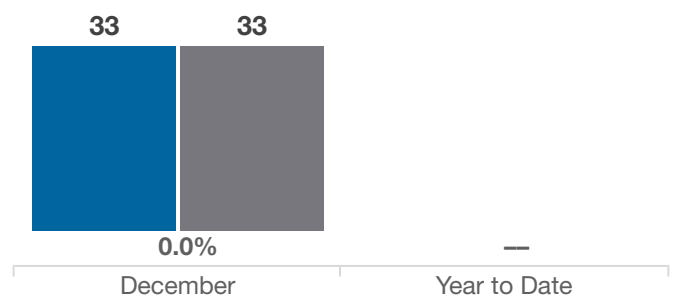
### Average Sales Price

■ 2017 ■ 2018



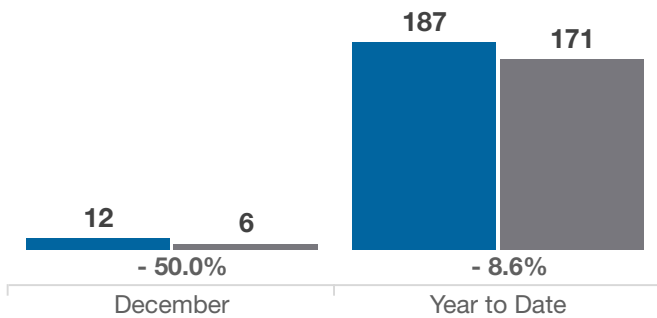
### Inventory of Homes for Sale

■ 2017 ■ 2018



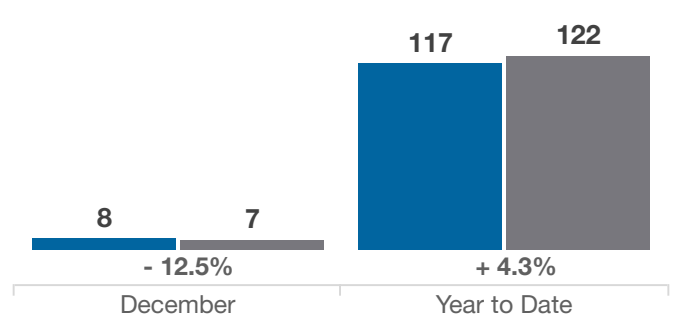
### New Listings

■ 2017 ■ 2018



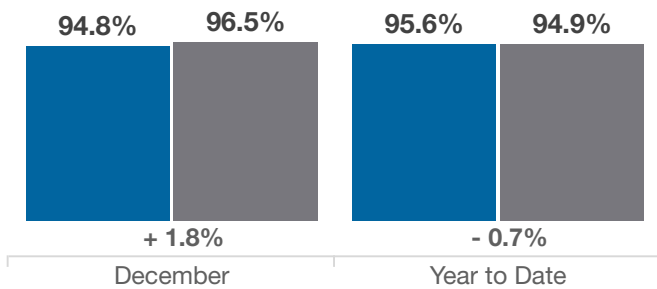
### Single Family Sales

■ 2017 ■ 2018



### Pct. Of Orig. List Price Received

■ 2017 ■ 2018



### Condo Sales

■ 2017 ■ 2018

