

Local Market Update – February 2019

A RESEARCH TOOL PROVIDED BY THE COLUMBUS REALTORS®
BASED ON RESIDENTIAL LISTING DATA ONLY



Miami Trace Local School District

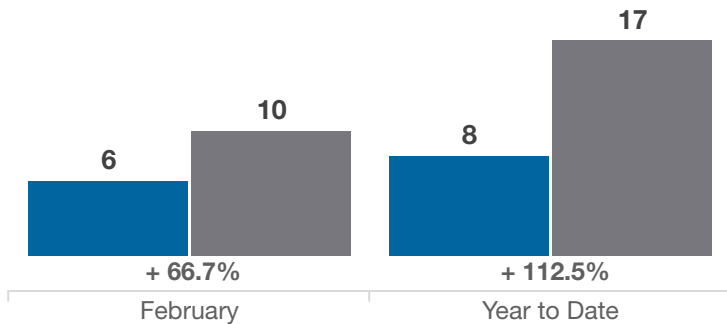
Fayette, Madison, Pickaway and Ross Counties

Key Metrics	February			Year to Date		
	2018	2019	% Change	Thru 2-2018	Thru 2-2019	% Change
Closed Sales	6	10	+ 66.7%	8	17	+ 112.5%
In Contracts	12	15	+ 25.0%	18	26	+ 44.4%
Average Sales Price*	\$123,967	\$147,760	+ 19.2%	\$139,754	\$168,215	+ 20.4%
Median Sales Price*	\$111,500	\$116,450	+ 4.4%	\$123,118	\$144,500	+ 17.4%
Average Price Per Square Foot*	\$77.61	\$74.61	- 3.9%	\$85.75	\$83.97	- 2.1%
Percent of Original List Price Received*	99.3%	94.8%	- 4.5%	99.7%	96.4%	- 3.3%
Percent of Last List Price Received*	100.8%	97.3%	- 3.5%	100.8%	98.7%	- 2.1%
Days on Market Until Sale	37	36	- 2.7%	31	39	+ 25.8%
New Listings	13	10	- 23.1%	23	32	+ 39.1%
Median List Price of New Listings	\$159,900	\$104,950	- 34.4%	\$139,900	\$146,200	+ 4.5%
Median List Price at Time of Sale	\$113,250	\$116,200	+ 2.6%	\$123,200	\$142,500	+ 15.7%
Inventory of Homes for Sale	21	32	+ 52.4%	—	—	—
Months Supply of Inventory	1.9	3.0	+ 57.9%	—	—	—

* Does not account for sale concessions and/or downpayment assistance. | Percent changes are calculated using rounded figures and can sometimes look extreme due to small sample size.

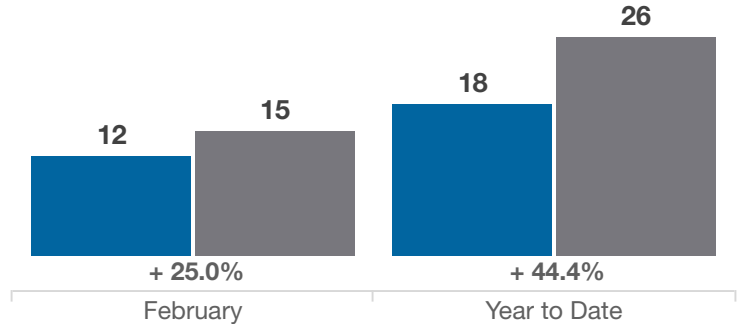
Closed Sales

■ 2018 ■ 2019



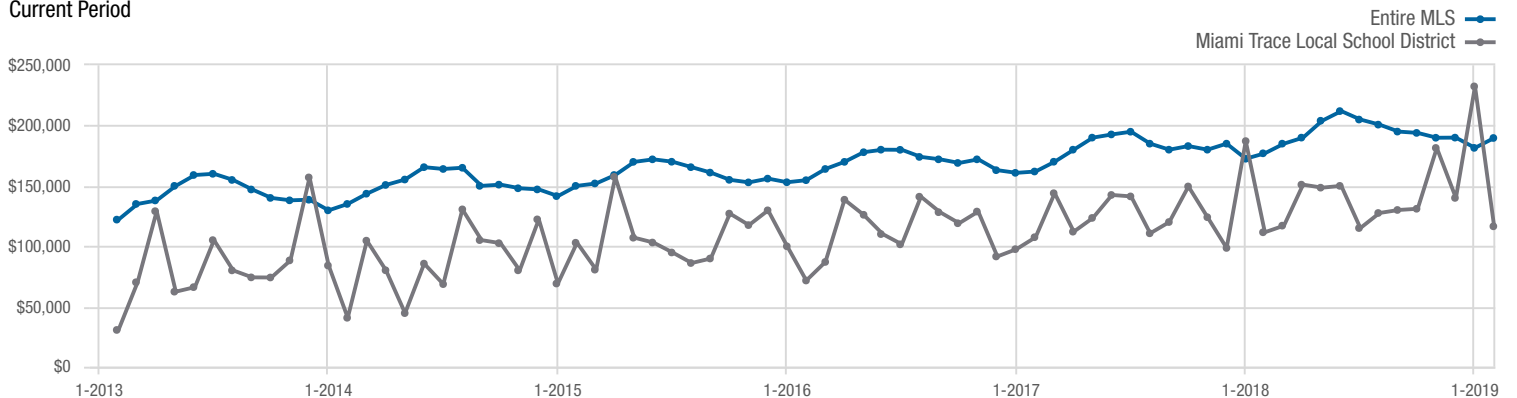
In Contracts

■ 2018 ■ 2019



Median Sales Price

Current Period



Each data point represents the median sales price in a given month.

Local Market Update – February 2019

A RESEARCH TOOL PROVIDED BY THE COLUMBUS REALTORS®
BASED ON RESIDENTIAL LISTING DATA ONLY

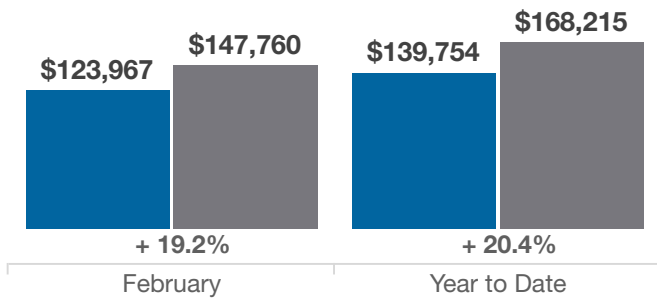


Miami Trace Local School District

Fayette, Madison, Pickaway and Ross Counties

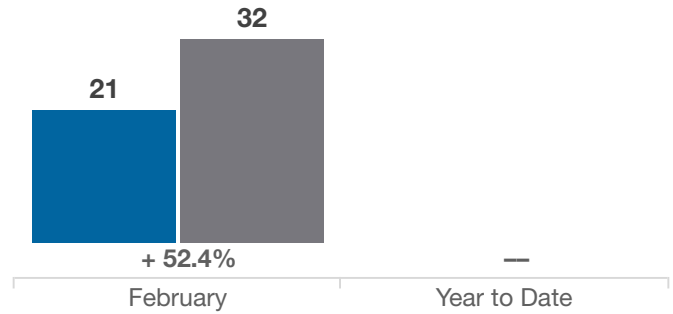
Average Sales Price

■ 2018 ■ 2019



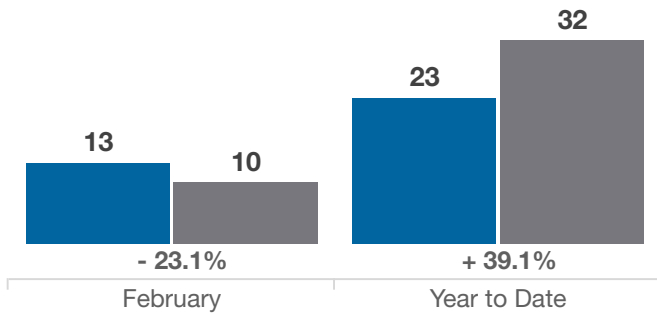
Inventory of Homes for Sale

■ 2018 ■ 2019



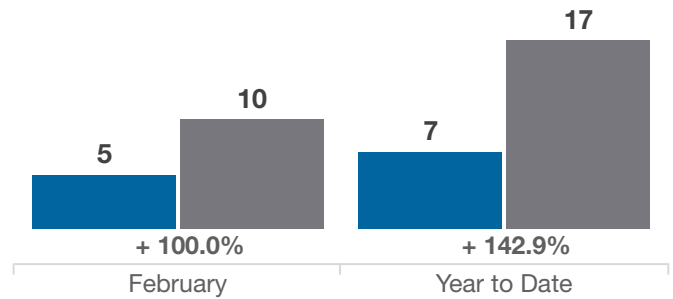
New Listings

■ 2018 ■ 2019



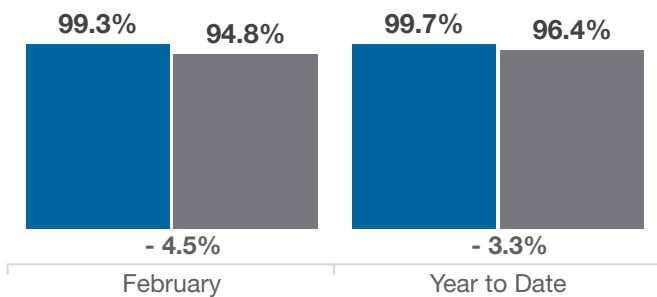
Single Family Sales

■ 2018 ■ 2019



Pct. Of Orig. List Price Received

■ 2018 ■ 2019



Condo Sales

■ 2018 ■ 2019

