# Local Market Update – March 2019

A RESEARCH TOOL PROVIDED BY THE COLUMBUS REALTORS®
BASED ON RESIDENTIAL LISTING DATA ONLY

COLUMBUS REALTORS®

# Dublin City School District

## Franklin, Delaware and Union Counties

| | March | | | Year to Date | | |
|---|---|---|---|---|---|---|
| **Key Metrics** | **2018** | **2019** | **% Change** | **Thru 3-2018** | **Thru 3-2019** | **% Change** |
| Closed Sales | 102 | 78 | - 23.5% | 224 | 208 | - 7.1% |
| In Contracts | 147 | 153 | + 4.1% | 308 | 319 | + 3.6% |
| Average Sales Price* | $350,199 | $355,683 | + 1.6% | $336,122 | $331,443 | - 1.4% |
| Median Sales Price* | $298,950 | $348,163 | + 16.5% | $296,400 | $314,500 | + 6.1% |
| Average Price Per Square Foot* | $144.34 | $151.42 | + 4.9% | $142.54 | $147.84 | + 3.7% |
| Percent of Original List Price Received* | 98.1% | 96.9% | - 1.2% | 97.1% | 96.1% | - 1.0% |
| Percent of Last List Price Received* | 99.0% | 98.7% | - 0.3% | 98.3% | 98.2% | - 0.1% |
| Days on Market Until Sale | 55 | 47 | - 14.5% | 56 | 53 | - 5.4% |
| New Listings | 132 | 157 | + 18.9% | 304 | 344 | + 13.2% |
| Median List Price of New Listings | $399,000 | $394,900 | - 1.0% | $369,900 | $391,880 | + 5.9% |
| Median List Price at Time of Sale | $299,900 | $349,000 | + 16.4% | $299,450 | $317,450 | + 6.0% |
| Inventory of Homes for Sale | 165 | 201 | + 21.8% | — | — | — |
| Months Supply of Inventory | 1.6 | 1.8 | + 12.5% | — | — | — |

* Does not account for sale concessions and/or downpayment assistance. | Percent changes are calculated using rounded figures and can sometimes look extreme due to small sample size.

### Closed Sales

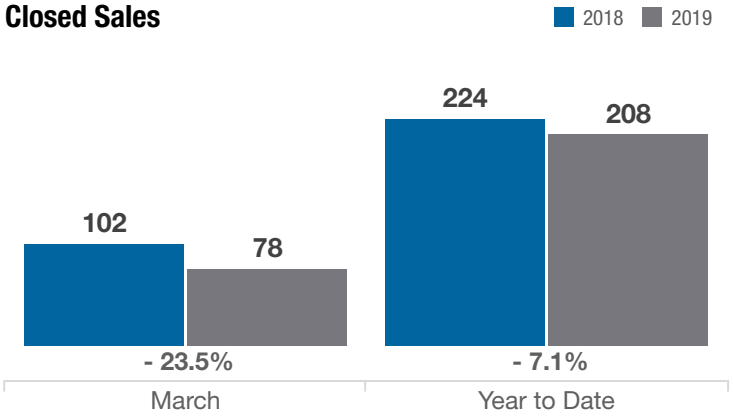


### In Contracts

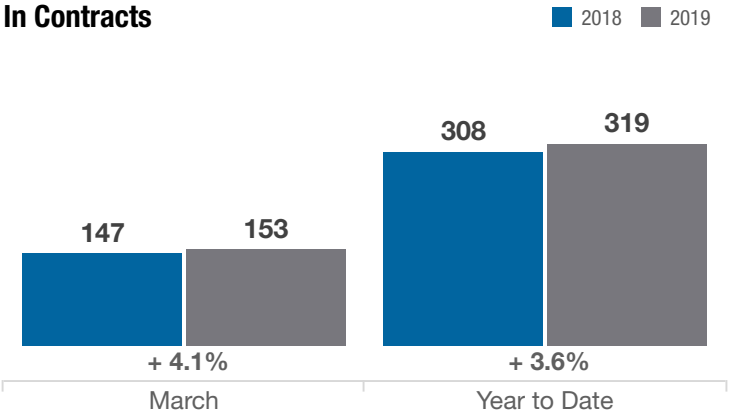


### Median Sales Price

Current Period

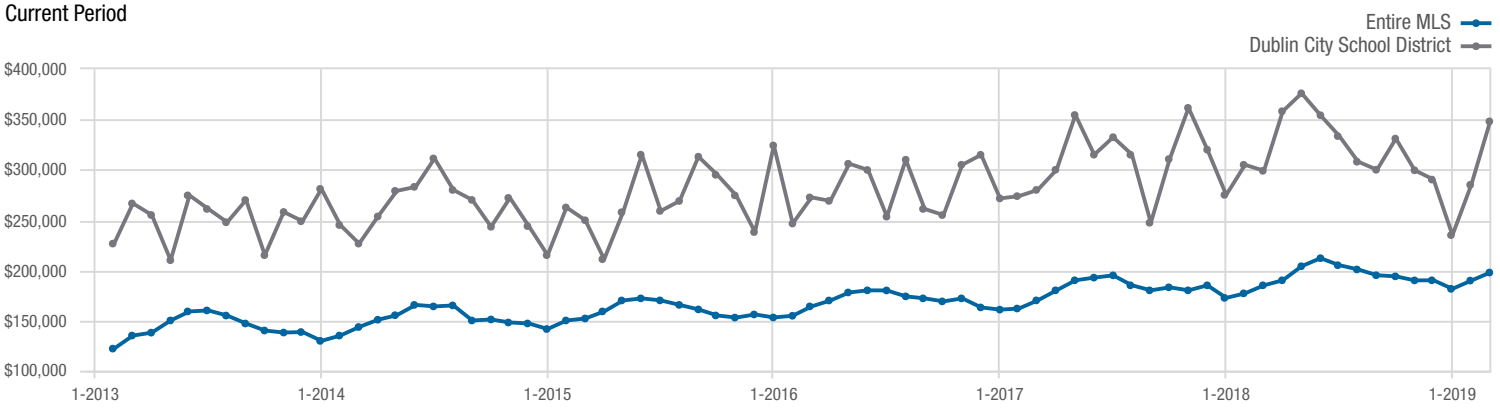


Each data point represents the median sales price in a given month.

Current as of April 12, 2019. All data from Columbus REALTORS® Multiple Listing Service (MLS). | Report © 2019 ShowingTime.

# Local Market Update – March 2019

A RESEARCH TOOL PROVIDED BY THE COLUMBUS REALTORS®
BASED ON RESIDENTIAL LISTING DATA ONLY

COLUMBUS REALTORS®

# Dublin City School District

## Franklin, Delaware and Union Counties

### Average Sales Price

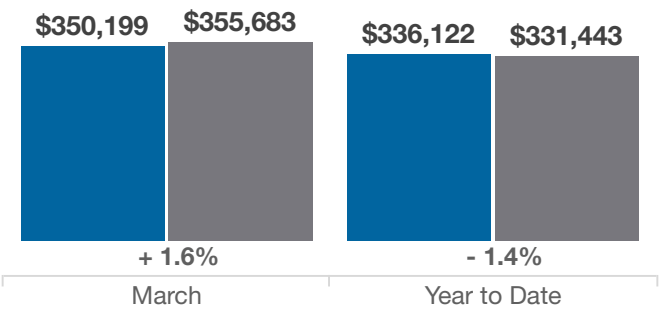


### Inventory of Homes for Sale

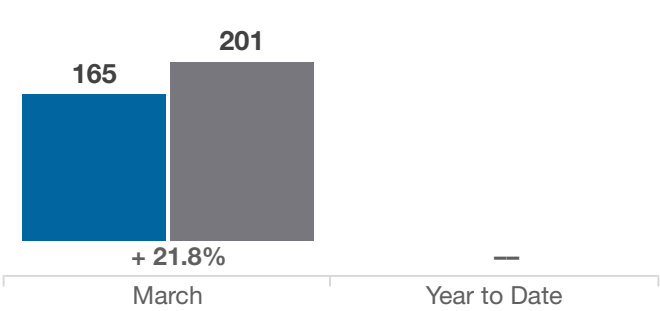


### New Listings

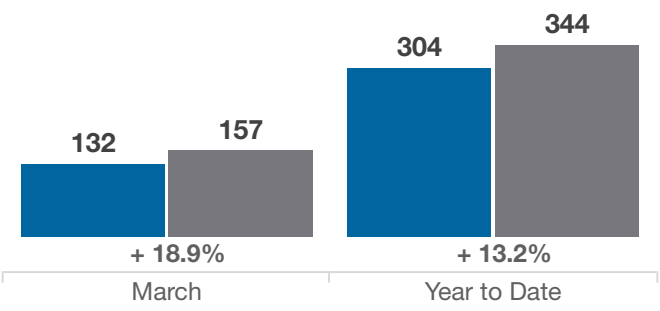


### Single Family Sales

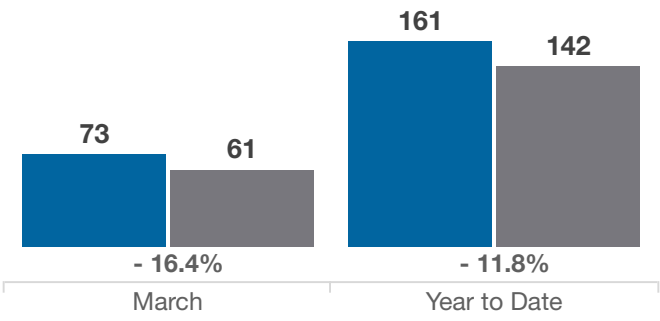


### Pct. Of Orig. List Price Received

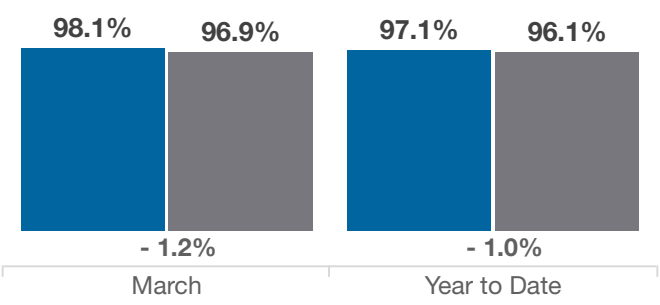


### Condo Sales

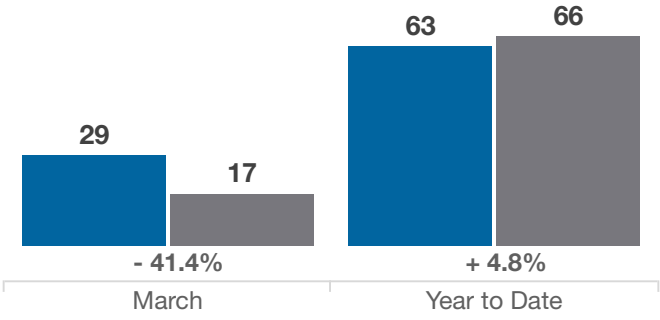


Current as of April 12, 2019. All data from Columbus REALTORS® Multiple Listing Service (MLS). | Report © 2019 ShowingTime.