

# Local Market Update – October 2019

A RESEARCH TOOL PROVIDED BY THE COLUMBUS REALTORS®  
BASED ON RESIDENTIAL LISTING DATA ONLY



## Beechwold / Clintonville

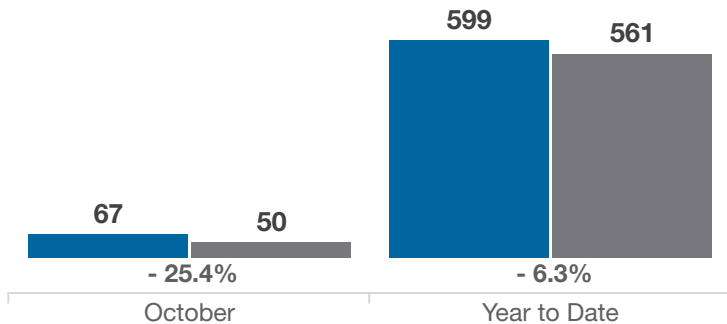
Franklin County (43214, 43202)

Key Metrics	October			Year to Date		
	2018	2019	% Change	Thru 10-2018	Thru 10-2019	% Change
Closed Sales	67	50	- 25.4%	599	561	- 6.3%
In Contracts	58	66	+ 13.8%	605	599	- 1.0%
Average Sales Price*	\$281,616	\$301,729	+ 7.1%	\$282,552	\$296,189	+ 4.8%
Median Sales Price*	\$265,000	\$300,450	+ 13.4%	\$274,888	\$290,000	+ 5.5%
Average Price Per Square Foot*	\$180.41	\$204.14	+ 13.2%	\$197.30	\$201.70	+ 2.2%
Percent of Original List Price Received*	94.7%	93.2%	- 1.6%	98.5%	97.2%	- 1.3%
Percent of Last List Price Received*	97.5%	97.7%	+ 0.2%	99.5%	99.1%	- 0.4%
Days on Market Until Sale	26	44	+ 69.2%	21	27	+ 28.6%
New Listings	69	58	- 15.9%	724	713	- 1.5%
Median List Price of New Listings	\$269,000	\$284,900	+ 5.9%	\$284,000	\$299,000	+ 5.3%
Median List Price at Time of Sale	\$264,000	\$303,000	+ 14.8%	\$274,900	\$294,999	+ 7.3%
Inventory of Homes for Sale	116	101	- 12.9%	—	—	—
Months Supply of Inventory	2.0	1.8	- 10.0%	—	—	—

\* Does not account for sale concessions and/or downpayment assistance. | Percent changes are calculated using rounded figures and can sometimes look extreme due to small sample size.

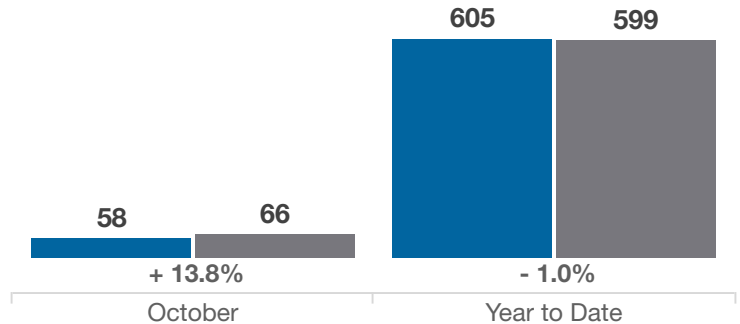
### Closed Sales

■ 2018 ■ 2019



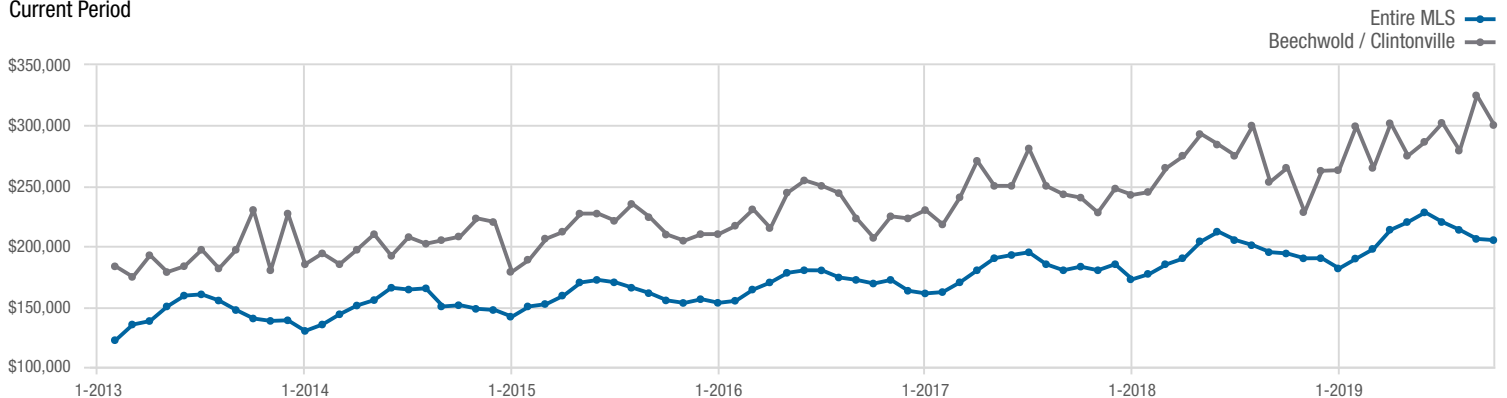
### In Contracts

■ 2018 ■ 2019



### Median Sales Price

Current Period



Each data point represents the median sales price in a given month.

# Local Market Update – October 2019

A RESEARCH TOOL PROVIDED BY THE COLUMBUS REALTORS®  
BASED ON RESIDENTIAL LISTING DATA ONLY

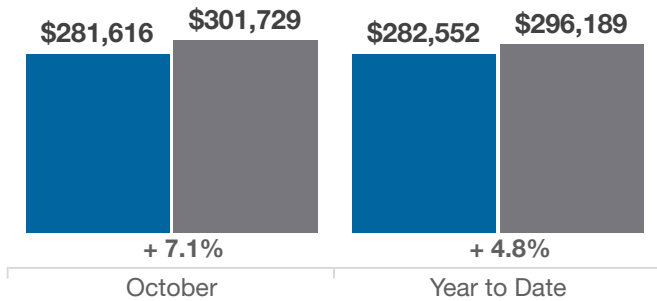


## Beechwold / Clintonville

Franklin County (43214, 43202)

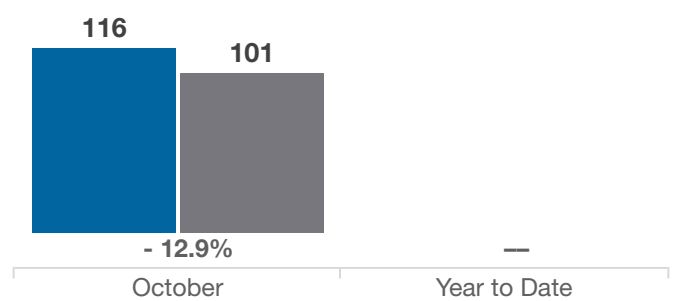
### Average Sales Price

■ 2018 ■ 2019



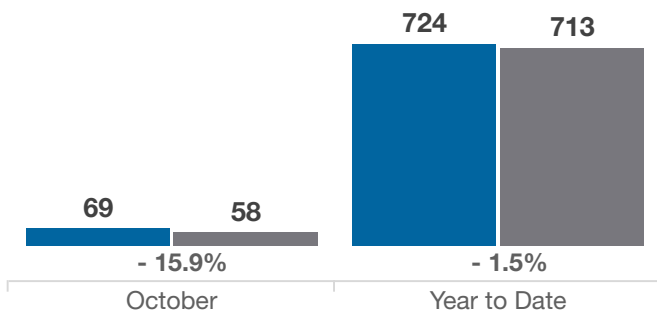
### Inventory of Homes for Sale

■ 2018 ■ 2019



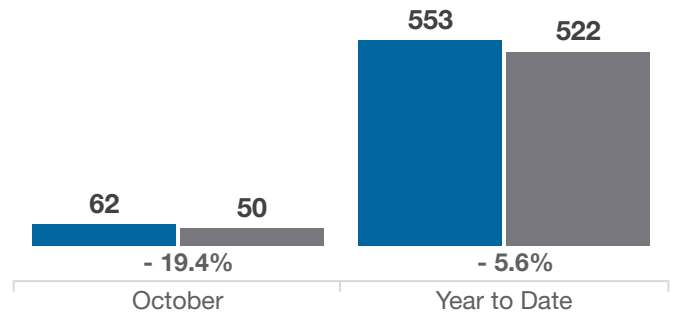
### New Listings

■ 2018 ■ 2019



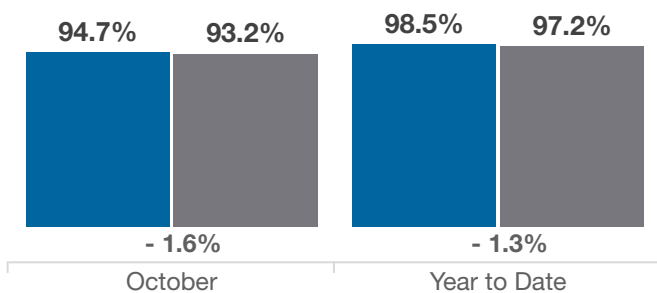
### Single Family Sales

■ 2018 ■ 2019



### Pct. Of Orig. List Price Received

■ 2018 ■ 2019



### Condo Sales

■ 2018 ■ 2019

